

***FRATER AZRAEL***



***Book of Spells***




# BOOK OF SPELLS

ONE HUNDRED AND ONE THAUMATURGICAL MIRACLES

Brought to you by FRATER Azrael ©.

Now luck is on YOUR side!



Copyright notice. All content in these pages is either in public domain or copyrighted by the author.

## Table of Contents

Foreword.

### **Part I: Spells for Money**

1. Maneki-neko.
2. Green Candle Spell.
3. Fairy Money Spell.
4. The Secret of the Mandrake.
5. Money Spirit #1. Clauneck.
6. Money Spirit #2. Bune.
7. Money Spirit #3. Wych.
8. Money Spirit #4. Jophiel.
9. Job Seeking Ritual (general ritual).

### **Part II. Spells for Power**

10. Home Cleansing.
11. Your Horoscope Angel.
12. Affirmation.
13. The Round Stone.
14. To Make a Girl Dance in the Nude.
15. To Cause a Girl to Dance Naked.
16. To Compel One Dance Completely Naked.
17. To Increase Magical Powers.
18. Magic Seal.
19. Treasure Map.
20. Angelic Magic.
21. Thaumaturgical Training Day.
22. Knot Spell.
23. Black Candle Spell.
24. To Make a Dowsing Rod.

26. Freezer Spell.
27. Nature Prayer.
28. Runes.
29. Spirit Lover.
30. The Horned God.
31. Elemental Meditation.
32. Familiar (expert).
33. Prayer.
34. Psi Ball.
35. Asking the Universe.

### **Part III. Spells for Love**

36. Red Candle Spell.
37. Wine or Beer Love Spell.
38. To Win Love.
39. Love Experiment.
40. Another Love Spell.
41. Fairy Love Spell.
42. Love Spirit #1. Brulefer.
43. Love Spirit #2. Mogalip.
44. Love Spirit #3. Anael.
45. Love Spirit #4. Sitri.
46. Love Spirit #5. Furlac.
47. Love Spirit #6. Hadiririon.
48. Love Spirit #7. Hagiel.
49. To Gain the Love of a Girl Who Is Promised to Another.
50. Love Divination #1.
51. Love Divination #2.
52. Love Divination #3.
53. Love Divination #4.

55. Venus Incense.
  56. To Make a Girl Think of You.
  57. To Gain Power Over One's Lover.
  58. Love Incantation.
  59. To Prevent a Girl from Knowing Peace.
  60. To Make a Girl Love You.
  61. Love Spell #1.
  62. Love Spell #2.
- ### **Part IV. Miscellaneous Spells**
63. Rain Spell.
  64. To Stop Gossip.
  65. How to Make Cattle Return to the Same Place.
  66. How to Meet a Mermaid.
  67. For Male Potency #1.
  68. For Male Potency #2.
  69. For Hair Growth.
  70. To Find the Vampire's Grave.
  71. A Wish Spell.
  72. To Fly in the Air in the Form of a Crow.
  73. To Transform Into the Shape of Any One Thing.
  74. General Citation of All Spirits.
  75. To Catch Fish.
  76. Another One for Catching Fish.
  77. Growing Sweet Melons.
  78. To Cure Weakness of the Limbs.
  79. To Restore Manhood.
  80. To Open All Locks.
  81. Sweeten a Person.
  82. For a Lawsuit.

84. Blessing a Pet.
85. To Gain the Submission of Men.
86. Simple Spell.
87. Miracle Prayer.
88. Divine Boy.
89. Mugwort.
90. A Happy Home Spell.
91. Animal Guardian.
92. Dream Divination.
93. On Poppet Spells.
94. For Hopeless Cases.
95. Beauty Spell.
96. Change Your Eye Color.
97. Group Spell for Beginners.
98. Tonka Bean Spell.
99. Jinn Summoning Incense.
100. Words of Jinn.
101. Enchanted Water (expert).

## Foreword.

The formulas in this book come from old textbooks of magic. There are a couple newer rituals, one of them derives from the Golden Dawn and the other one derives from Wicca, and a few other chapters are also written by me, but otherwise these formulas are old as dirt.

You don't *have* to practice these formulas like the magicians of old practiced them. These formulas have a virtue of their own, and they often bring some results even to the uninitiated. So, you can use this book in two ways: the initiated or the uninitiated way. If you want to practice from this book as easily as possible, then skip all the comments made by the author and just work the formulas as if cooking food. In other words, you can work the operations as spells. After all this book is called *the Book of Spells*.

Now, let's get one thing out of the way. The grimoires are incomplete. Sure you can use the formulas as is, and sometimes get results, but the old school magicians wrote down only the formulas because otherwise the grimoires would've been thousands of pages long. To use these formulas more fully to increase chance of success, one should learn the art of *prayer, consecration, and conjuration*. Luckily in grimoires there exist complete - or nearly complete - instructions for some formulas that one can draw from.

I can't teach you the true and complete formulae of magic, because there ain't no such thing; if there was such a thing as the one spell that works, we would already know about it... Magic is an art, and all I can do is nod you in the right direction. And that direction is old magic. Old magic is as sciencey as magic can be. Thankfully your copy of *Clavicula Salomonis* has all the necessary information. Study it. If you want the best results that is. You don't need to do *everything* in the Key of Solomon to get results, of course.. Surely *Clavicula Salomonis* can be worked to the tee, which could open another world, but it is enough for us modern people to do our best to get results from old magic. Maybe they won't bring your yacht to your front door, but you will still find yourself on a yacht if that is your

relentless will, and if you apply this science *as* perfectly as your life situation allows. Not forgetting the art part of magic of course.

The formulas are left brained but spirituality is right brained. And in grimoires the spiritual aspect is prayer. Pray to God for protection and success before doing your spells. Ingredients, timing, consecration, conjuration, circle, magic tools etc. are the scientific aspects of the art, but prayer is the spiritual side of magic. I'm not saying that you need to do the Abramelin operation, or anything, but do observe some kind of daily prayer regimen. The LBRP has one such prayer .. but because the LBRP's prayer is in Hebrew it doesn't speak to you. You will want to speak your conjurations as if talking about forces you know personally. That is you should know Jehovah, or the Universe, personally. That's the spiritual aspect. Daily meditation (prayer) on God should set you on that path.

Do all your old magic in the magic circle for best results. The circle brings power to your exercises. Store the consecrated items in silk until H-hour. Obtain some of the physical tools of magic. You can get everything for under five hundred bucks and besides there is no hurry. Use the literal ingredients. Bat's blood is bat's blood. And remember that if a grimoire says that you should do things such as picking up or buying magical ingredients and also consecrating them on Wednesday and on the hour of Mercury, the planet of magic - unless instructed otherwise in the formula itself - it is not a bad idea to do so. Otherwise the operation already gets watered down. ..You might feel *now* that old magic is too much work, but if you choose to go down that path, once you own all the magic stuff, and wield your nut tree wand in your white linen robe in your magic circle, you will feel something ancient. That feeling is magic.

Anyway. Please keep in mind that the old formulas are incomplete in the sense that they don't typically include the full ritual instructions, and that you can either flesh out the formulas as you know how, or do them as is.

For centuries the practitioners of magic have taken the old formulas both literally and metaphorically. As long as you don't take the ingredients metaphorically you can be as creative as you want: say you don't want to see people "dance in the nude", but instead you'll want a humourless person to lighten up or a coward to be more bold, which is fine, but even then you will want the "creature of myrtle" and not the "creature of faux

myrtle" in your operation. Why would it be allowed to interpret formulas creatively, you may ask. To answer, this is because in this case it is your *will* to transform their personalities instead of stripping them naked. Magic is intelligent, so it knows your intent. Magic is an art and a science. So interpreting the old formulas creatively is totally fine. But due to the science part of these formulas they tend to pack a punch, so please don't use them willy-nilly. This warning is especially necessary if you consecrate the myrtle and other ingredients, and do everything else perfectly too. This kind of magic doesn't even take *that* much work or money, so make sure that you know what you are doing please. Write your wishes down so that you can read them, and think them through before handing them over to magic. Late Donald Michael Kraig recommended divination before magic, which is probably a good idea.

These formulas don't always do magic because they need to be fleshed out first, which to be honest is an art in and of itself and cannot be taught; I mean it's not like I, nor anyone else, am some kind of authority on texts whose authors are long since dead. We can only do our best to recreate the masters' magic. Many people talk that for some odd reason you shouldn't be allowed to use Golden Dawn rituals with old magic, but in my experience there is no such rule. If you ask *me*, feel free to do the LBRP before and after your grimoire experiments and spells. Your mileage may vary but I don't see why praying to the same angels would be a problem.

I've added some breezier spells that the reader can try. The green and red candle spells can easily be done by beginners for example. All you need is to order online an oil bottle and a candle. It can't get any more easier than that. Also there is no *rule* against using these old formulas in any which way you want. After all most folks use the grimoires randomly. So go ahead and use these formulas as is, or personalize them, not that you need my permission. Half of the fun is in experimentation after all. Just know that doing the bare bone formulas without the meat is like reading the December calendar page without seeing Santa or getting presents....most of the time, anyway.

-- the author

# PART I: Spells for Money

## 1. Maneki-neko.

The beckoning cat is a Japanese lucky charm which is believed to bring luck to its owner. The maneki-neko depicts a sitting cat greeting welcomingly with its left paw. These critters first emerged during Japan's Edo period, between 17th and 19th century. They are very common in Japan. Also every self-respecting Chinese restaurant has one. Maneki-nekos are kept in both businesses and homes, and they are the subject of many Japanese legends that attempt to explain their origin. In one popular folktale, the owner of an impoverished business takes in a starving stray cat purely on goodwill, feeding it back to health. To show its gratitude to its savior, the former stray cat takes up a station outside the business, beckoning in new customers and thus saving the business in return.

When placed at home or business, the beckoning cat should face the outside, e.g. on a windowsill or porch - as if beckoning luck in. If your maneki-neko comes with a piggy bank slot, make a wish on a coin, and then store the coin in the cat. But a point could be made that it'd be more appropriate to make your wish properly at a Shinto shrine. Maneki-nekos come in different colors, and, also, some raise their right paw instead of the more common left paw. Black beckoning cats ward off evil, golden cats generate wealth, red cats maintain health, pink cats bring in love, and green cats help succeed in exams. Generally the raised left paw brings in business, and the raised right paw good fortune and wealth. Both-paws-raised beckoning cats cover all bases. It is believed, that the higher the beckoning cat's paw is raised, the stronger its beckoning powers.

## 2. Green Candle Spell.

Green candles are burned in money spells. If you need to carve or inscribe sigils on your green money spell candle, only inscribe money related

symbols. Dress the green candle with Money Drawing Oil while thinking of money. A money chant can be said after lighting the candle, by for example chanting the chant three times. Below are a couple example chants.

### Money Chant #1.

*Three by three, money come to me*

### Money Chant #2.

*Onaim, Perantes, Rasonastos*

### Money Chant #3.

*Money now comes to me  
From unexpected sources  
And I am grateful*

### Money Chant #4.

*Money, money come to me  
In abundance three times three  
May I be enriched in the best of ways  
Harming none on its way  
This I accept, so mote it be  
Bring me money three times three!*

### Money Chant #5.

*Money flow, money shine  
Money grow, money's mine*

After saying the chant you could practice creative money visualization. And after coming back from the visualization you could repeat the chant three times (three is a witchy number) and then say something like, "So mote it be!", and that's it. Then you'd just leave the candle burning and let it do its thing.

A money spell doesn't need to be any more complicated than that. But the best time to perform a money spell is on Thursday and on Jupiter's hour when the Moon is waxing. Jupiter is the planet that rules over money, and traditionally the waxing moon phase is for bringing things to you. So everything rudimental is in the spell. Even money's color, green. But like they say, third time's the charm, so don't hesitate doing your spell on three consecutive days. The first spell day would be Thursday and the next day Friday (on Jupiter's hour) and the last day Saturday (on Jupiter's hour).

Repeat this three-day money spell weekly as long as the Moon waxes until you get your result. Setting up a Jupiter/money altar for your money spells never hurts. That one bottle of Money Drawing Oil that you can buy for a few bucks online lasts a long time. Without the oil the spell isn't the same spell. Though who knows it might still work. To make a replacement money drawing oil, crush fresh basil leaves and put them in olive oil or other oil base for a week or two. Basil is believed to draw money. If you choose to use a money drawing oil in your green candle spells, why not try Money Drawing Oil, Basil Oil, and other money drawing oil recipes to find out which one's scent you prefer.

### 3. Fairy Money Spell.

Write your money wish, or be creative, e.g. tie a photo of a millionaire and your photo together, and leave it in the woods with an offering of shiny items, honey, and milk, or something else that the folkloric beings knows as fairies are known to like.

Note: A grown-up may not get results, but a child who comes up with the idea on their own, on the other hand...


### 4. The Secret of the Mandrake.

In the spring, on Monday, when Luna is in a happy constellation, either in conjunction with Jupiter, or in a friendly aspect with Venus, dig up a

bryony root that is roughly in the shape of a human figure. Snip off the root's ends, like gardeners do when they transplant a plant, and then bury the root in the cemetery at the center of a dead man's grave. Water it before sunrise for a month with cow's milk in which three bats are drowned. Then pick up the root, and you will find that it will resemble a human even more. Dry the root in an oven whose fire is made with verbena wood, and then store it wrapped in burial cloth. As long as one owns this root, one will win at gambling.

### 5. Money Spirit #1. Clauneck.

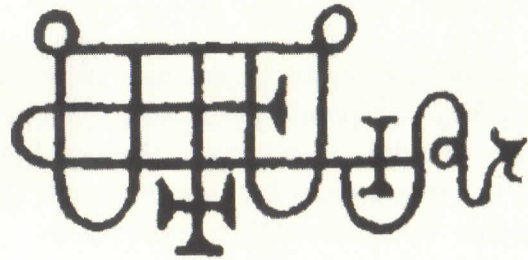
Clauneck is a money spirit. This is his sigil:



### 6. Money Spirit #2. Bune.

Bune is a money spirit. The sigil:





## 7. Money Spirit #3. Wych.

Wych is a money spirit.

Note: Wych comes from the moses-book. If you need a sigil for him you can for example use the dollar sign.

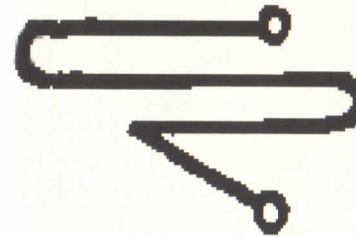


And after speaking your money wish to Wych or another money spirit through the dollar sign, the symbol is then charged and you can carry it as a necklace if it's a pendant, or if the dollar sign is drawn on paper then your wallet would be a good place to keep the charged dollar-paper. Generally when it comes to spirits, you should work inside the circle.

## 8. Money Spirit #4. Jophiel.

Jophiel is the Intelligence of Jupiter. Jophiel is one of the spirits

assimilated by the 19th and 20th century occult order Hermetic Order of the Golden Dawn, and thus well known. The sigil:



\*\*\*

In case you don't know how to "work with a spirit", in other words if you don't know what to do with the weird names and sigils above, I share a ritual in the next chapter that you can use to work with any spirit, such as the spirits mentioned in this little book.

In the next chapter I only give example conjurations for all the four elements, because really the beginner should start with the spirits of the four elements before calling down spirits from the higher planetary spheres. And the first element the neophyte works with in the Golden Dawn system of magic is coincidentally Earth. The next chapter's example spirit comes from the Earth sphere. And even though the example spirit Phorlakh comes from the Earth sphere, you can replace him in the next chapter's ritual with for example the Intelligence of Jupiter, which is Jophiel, whose candle would then be *blue*, and *Jophiel's* sigil carved on this blue candle.

## 9. Job Seeking Ritual (general ritual).

In this example ritual the altar should face north, and the candle's sigil at

the center of the altar should face south, & you - you are to sit before the altar facing north. The circumambulations you should do *around* the altar. This is all explained in the instructions.

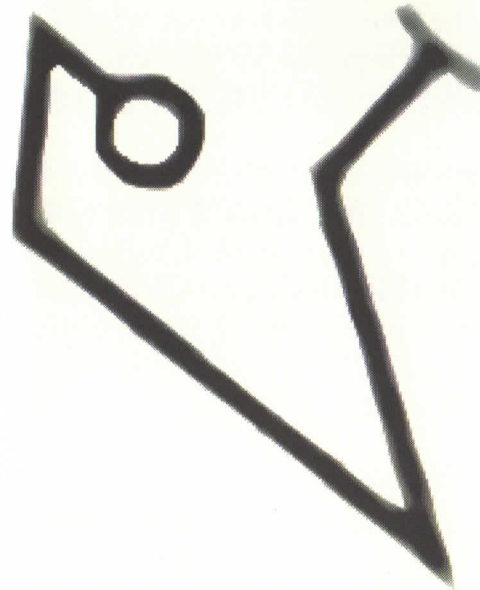
This is the kind of magic that famous magician S.L. MacGregor Mathers practiced. Or a modern interpretation anyway. To do this job seeking ritual the adept must be ready to go out there into the outside world. He or she still gets to coerce, spellbind, ridicule, conjure, and enchant the unsuspecting coworkers by applying this science, but will also need to exert physical energy required by the new job. So the adept should prepare beforehand to face the new challenges that life may bring. And once you have decided to get a job...

Send your job applications.

Then prepare the job seeking spirit's candle. The candle's color should be rather dark green, like ripe tree leaves.

(Optionally, you could consecrate the tools used in this ritual. The candle wax should be consecrated on Wednesday on the hour of Mercury. If you have not prepared a metallic carving tool yet, then consecrate also the needle or burin on that same day & hour of Mercury, as well as other materials used in the ritual. Refer to your copy of Clavicula Salomonis for the consecrations. Wrap the consecrated materials in silk, or in fine natural fabric if you can't obtain silk, and put them away until ritual time. Unwrap the items when it's time to prepare your altar. By doing all this the magnetism of your altar will be pure as snow, but doing this bit of extra work is not mandatory.)

Whether you've consecrated the tools or not, on Wednesday and on Mercury's hour, carve the job seeking spirit's sigil with your carving tool on the candle, and carve also his name in Hebrew or English. The English spelling of the name is PHORLAKH.



פּוֹרְלַאךְ

And on a day or night of Mercury - evening or night always being a good choice for this kind of work, & on the hour of Mercury, & when the Moon is waxing, & when Mercury is neutrally aspected, i.e. not retrograde, prepare the elemental altar. Remember to place a chair before the altar.

The altar's north should have an earth symbol of some kind, such as a bowl of salt. The east an air symbol, perhaps a fan. The south a fire symbol, such as a heap of matches. And the west a water symbol, for example a wine glass filled with spring water. Put the job seeking spirit's candle at the elemental altar's center, and take a bath or shower. Say your purification prayers and put on clean clothes (or optionally perfume, robe, magical jewelry, and lamen). Light the temple candles.

1. To begin the ritual, now announce: "*Hekas Hekas Este Bebeloi!*" (*hay-kahs, hay-kahs es-tay bee-beh-loy*).

2. Next, open the temple by either the Opening by Watchtower, or thus:

Invoke by the pentagram ritual (LIRP), formulating the invoking pentagrams around the altar.

3. Next, walk up clockwise to the eastern pentagram, extend your arms to your sides, palms facing forward - as if telling a car to stop - and say:

*"I call upon ye who guard the watchtower of the East. Open the watchtower of the East, and lend me the powers of Air."*

Then walk up clockwise to the southern pentagram, extend your arms to your sides, palms facing forward, and say:

*"I call upon ye who guard the watchtower of the South. Open the watchtower of the South, and lend me the powers of Fire."*

Then walk up clockwise to the western pentagram, extend your arms to your sides, palms facing forward, and say:

*"I call upon ye who guard the watchtower of the West. Open the watchtower of the West, and lend me the powers of Water."*

Then walk up clockwise to the northern pentagram, extend your arms to your sides, palms facing forward, and say:

*"I call upon ye who guard the watchtower of the North. Open the watchtower of the North, and lend me the powers of Earth."*

Spend a second sensing the four streams of elemental energy. Then walk clockwise around your altar, and sit down in the chair. At this point you should be facing north and seeing the job seeking spirit's sigil on the candle.

4. Light the spirit candle and a patchouli incense stick.

5. Now that you have sat down, and are facing north, recite the first Enochian call in the angelic language:

*"Ol sonf vorsg, goho iad balt, lansh calz vonpho, sopra z-ol ror i ta nazpsad graa ta malprg ds hol-q qaa nothoa zimz od commah ta nobloh zien, soba thil gnomp prge aldi od vrbs oboleh grsam, casarm ohorela caba pir od zonrensg cab erm iadnah, pilah farzm zurza adna ds gono iadpil ds hom od toh soba ipam lu ipamis ds lohoho vep zomd poamal od bogpa aai ta piap piamo-i od vaoan zacare ca od zamram odo cicle qaa zorge, lap zirdo noco mad hoath iaida."*

((I reign over you, saith the God of Justice, in power exalted above the firmaments of wrath, in whose hands the sun is as a sword, and the moon as a penetrating fire, who measures your garments in the midst of my vestures, and trussed you together as the palms of my hands, whose seats I garnished with the fire of gathering, who beautified your garments with admiration, to whom I made a law to govern the Holy Ones, who delivered you a rod with the ark of knowledge. Moreover, you lifted up your voices and swore obedience and faith unto Him that lives, and who triumphs, whose beginning is not, nor end cannot be, who shines as a flame in the midst of your palace, and reigns amongst you as the balance of

righteousness and truth. Move, therefore, and show yourselves, open the mysteries of your creation; be friendly unto me, for I am the servant of the same your God, true worshipper of the Highest.))

6. Now, spend a few moments visualizing yourself at the new job, seeing in your mind's eye you happily performing the tasks of the job. In other words practice creative visualization.

7. When holding the image in your mind gets uncomfortable, or after a long moment, say something like:

*"Oh Phorlakh, noble angel of earth, I, N.N., conjure thee now to descend from the sphere of earth to attend in this mystical ritual, by the holy names Adonai Ha-Aretz, Emor Dial Hectega, Auriel, and Ic Zod Heh Chal. Do hear my statement of intent, oh angel of earth, for I conjure ye by the indivisible name Yod Heh Vav Heh. It is my will to: obtain the job I want."*

8. Spend a moment in silence. And then repeat the visualization. After which, say:

*"So mote it be."*

Spend a short moment in quiet contemplation.

9. Say:

*"Oh mighty angel, I now give thee a license to depart. Depart back to your sphere of origin, and may peace stay between me and thee. Farewell."*

Snuff the spirit candle.

10. Then close the temple by either the Watchtower ritual, or thus:

Walk up clockwise to the eastern pentagram, extend your arms to your sides, like before, palms facing forward - as if telling a car to stop - and say:

*"I thank ye who guard the watchtower of the East. Close the watchtower of the East and veil from me the powers of Air."*

Next, walk up clockwise to the southern pentagram, extend your arms to your sides, palms facing forward, and say:

*"I thank ye who guard the watchtower of the South. Close the watchtower of the South and veil from me the powers of Fire."*

Next, walk up clockwise to the western pentagram, extend your arms to your sides, palms facing forward, and say:

*"I thank ye who guard the watchtower of the West. Close the watchtower of the West and veil from me the powers of Water."*

Next, walk up clockwise to the northern pentagram, extend your arms to your sides, palms facing forward, and say:

*"I thank ye who guard the watchtower of the North. Close the watchtower of the North and veil from me the powers of Earth."*

11. Banish by the pentagram ritual (LBRP), formulating the banishing pentagrams around the altar.

Then walk clockwise back to your altar, and sit down in the chair. Spend a moment in quiet contemplation at this point. And when the quiet moment is over the ritual is duly finished. Take the magical items from the altar and wrap them in silk, and then store them in a secret place.

...Anyway.

If you want to use this ritual to obtain something else than a job, then, should the spirit from the sphere of your wish *not* be from one of the four elements, the cardinal direction you should face would be east, and the candle the sphere's color; such as red for Mars, or blue for Jupiter, or white for Unknown Sphere. The conjuration should be rewritten that particular spirit and sphere in mind. The incense would not be the example's patchouli but from the sphere in question.

And the day & hour should be appropriate for the intent. For example, in

this case we chose Wednesday and Mercury's planetary hour because Mercury rules over job seeking. So if you'd ask, say, Taliahad to increase your powers of astral projection, then you would perform the ritual on Monday and on the hour of the Moon. Taliahad's direction would be west, and the candle's color blue (as in Water and not Jupiter), and incense watery scent.

If the spirit whose candle stands at the center of the altar is from one of the four elements, then the altar faces the cardinal direction of the element. In this job seeking ritual we are dealing with the angel of earth, Phorlakh, and thus the direction the altar faces is north, the candle's color is earthy green, and incense is earthy scent.

The conjurations for the other three elements would be something like:

*"Oh <name>, noble <spirit> of fire, I, N.N., conjure thee now to descend from the sphere of fire to attend in this mystical ritual, by the holy names Yod Heh Vav Heh Tzabaoth, Oip Teaa Pedoce, Michael, and Edlperna. Do hear my statement of intent, oh <angel or spirit> of fire, for I conjure ye by the indivisible name Yod Heh Vav Heh. It is my will to: <your wish>."*

*"Oh <name>, noble <spirit> of water, I, N.N., conjure thee now to descend from the sphere of water to attend in this mystical ritual, by the holy names Elohim Tzabaoth, Empeh Arsl Gaiol, Gabriel, and Ra Agiosel. Do hear my statement of intent, oh <angel or spirit> of fire, for I conjure ye by the indivisible name Yod Heh Vav Heh. It is my will to: <your wish>."*

*"Oh <name>, noble <spirit> of air, I, N.N., conjure thee now to descend from the sphere of air to attend in this mystical ritual, by the holy names Shaddai El Chai, Oro Ibah Aozpi, Raphael, and Bataivah. Do hear my statement of intent, oh <angel or spirit> of air, for I conjure ye by the indivisible name Yod Heh Vav Heh. It is my will to: <your wish>."*

Phorlakh is the angel of earth. In the Golden Dawn the angels of the elements are:

Fire - South - Red candle - **Aral**

Water - West - Blue candle - **Taliahad**

Air - East - Yellow candle - **Chassan**

Earth - North - Green candle - **Phorlakh**

These four angels, Phorlakh, Chassan, Taliahad, and Aral can accomplish everything pertaining to the four elements. You can find both their Hebrew names and sigils in related literature, or sigilize their sigils from the Rose Cross if you can't find them. After all magick takes a tiny bit of Mercurial thought.

If you wonder about this wordy ritual, then just think of it as a blown-up candle spell, which it is. Here we merely focus more on the intelligence behind the flame than in your average candle spell. A normal candle spell can cause the same effect.

## PART II. Spells for Power

### 10. Home Cleansing.

There are variations of this home cleansing around. Despite its name you can use it to cleanse any dwelling place, including your office. There's no need to do this more often than once in a blue moon. The basic gist is to open every interior door, closet, drawer, and other closed spaces in your home, and then you'd take a sage incense stick and consecrated water, and go through your home sunwise, sprinkling and smudging all of those opened spaces including windows and room corners. You can use any incense if you don't happen to have sage at hand.

1. Open every door, closet, drawer etc.

2. Lay your hands on a tablespoonful of sea salt or table salt, and say:

*"The Blessing of the Father Almighty be upon this Creature of Salt, and let all malignity and hindrance be cast forth hence from, and let all good enter herein, for without Thee man cannot live, wherefore I bless thee and invoke thee, that thou mayest aid me."*

3. Put the salt into a cup of water pinch by pinch, while saying:

*"I exorcise thee, O Creature of Water, by Him Who hath created thee and gathered thee together into one place so that the dry land appeared, that thou uncover all the deceits of the Enemy, and that thou cast out from thee all the impurities and uncleannesses of the Spirits of the World of Phantasm, so they may harm me not, through the virtue of God Almighty Who liveth and reigneth unto the Ages of the Ages. Amen."*

4. Sprinkle the incense stick with the saltwater, while saying:

*"I exorcise thee, O Spirit impure and unclean, thou who art a hostile Phantom, in the Name of God, that thou quit this Perfume, thou and all thy deceits, that it may be consecrated and sanctified in the name of God Almighty. May the Holy Spirit of God grant protection and virtue unto those who use these Perfumes; and may the hostile and evil Spirit and Phantom never be able to enter therein, through the Ineffable Name of God Almighty. Amen. O Lord, deign to bless and to sanctify this Creature of Perfume so that it may be a remedy unto mankind for the health of body and of soul, through the Invocation of Thy Holy Name. May all Creatures who receive the odour of this incense and of these spices receive health of body and of soul, through Him Who hath formed the Ages. Amen."*

5. Light a candle and say:

*"I exorcise thee, O Creature of Fire, by Him through Whom all things have been made, so that every kind of Phantasm may retire from thee, and be unable to harm or deceive in any way, through the Invocation of the Most High Creator of all. Amen. Bless, O Lord All Powerful, and All Merciful, this Creature of Fire, so that being blessed by Thee, it may be for the honour and glory of Thy Most Holy Name, so that it may work no hindrance or evil unto those who use it. Through Thee, O Eternal and Almighty Lord, and through Thy Most Holy Name. Amen."*

6. Light the incense stick using the consecrated flame. Keep the candle burning in case the incense goes out.

7. Take the holy water and the lit incense stick to the front door. Open the front door. Now, like an exorcist, sprinkle water out the front door, while saying: *"I purify you with water."* Then, wave the incense stick at the outside world, while saying: *"I consecrate you with fire."* Close the front door.

8. Now walk clockwise to the next opened space. Maybe it's a key cabinet. In that case purify & consecrate the opened key cabinet. Then go clockwise to the next opened space. Purify & consecrate the highest opened space first. Then exorcise the one that is lower, and then the one that is even lower, and so on: if it's a chest of drawers then exorcise the highest opened drawer first, and the lower ones after it. And then exorcise the next opened space to the right in the aforementioned way, exorcising the highest first. Go through every floor and room of your home like this, purifying and consecrating each and every space you encounter as you walk clockwise. Don't forget to exorcise all windows and room corners.

9. One can invoke archangelic names as divine names. When you have walked a full circle and are back at the front door, draw a big, imaginary hexagram at the door with sprinkled water (lower triangle), and then with incense smoke (upper triangle), and say something like:

*"I have cleansed this place. May only positive energies be able to settle here. In the name of Michael the Archangel, so mote it be!"*

Snuff out the candle. And that's it! You have now exorcised your home (or office). This is an exorcism lite though so don't worry - no evil entities in this chapter. But if you happen to have a "little problem" where you live, or know someone who does, then contact the Catholic church instead of relying on this innocent diy home cleansing.

\*\*\*

If visualization comes effortlessly to you, then normally when folks do this home cleansing they visualize all negativity burn away as they sprinkle.

Visualizing can be too mentally exhausting, though, so I didn't mention visualization in the instructions. Use some kind of visualization for imaginary shadows burning or melting away as you sprinkle the salt-water at the imaginary shadows. The shadows represent negativity, and by making all of them flee you banish all negativity from your house. Visualize the hexagram's top triangle in red and the bottom triangle in blue, or the whole hexagram in gold. Those are typical magick colors for a hexagram, but even if you can't visualize, know that the hexagram is still working. All you need is to *know* that the shadows flee and that the hexagram is there.

## 11. Your Horoscope Angel.

The angel that rules your sign is akin to your guardian angel. If one has never done anything even remotely occult, then praying to the twelve angels that rule over the zodiac signs is a good place to start. There is no need for any weird rituals with these guys. Everyone off the street can pray to the angel of his or her sign. To ask for your zodiac angel's help, take a long, relaxing breath, and reach out to him by first saying his name, and then pray. If you happen to own your birthstone, that is, any of the gemstones that corresponds with your birth month, try holding it in your hand while praying to your zodiac angel. Next time you'll take the stone it'll be like the prayer has already started, because the deep mind tends to remember things like this.

### Angels of the Zodiac

**Machidiel.** Angel of March and ruler of **Aries**.

**Asmodel.** Angel of April and ruler of **Taurus**.

**Ambriel.** Angel of May and ruler of **Gemini**.

**Muriel.** Angel of June and ruler of **Cancer**.

**Verchiel.** Angel of July and ruler of **Leo**.

**Hamaliel.** Angel of August and ruler of **Virgo**.

**Uriel.** Angel of September and ruler of **Libra**.

**Barbiel.** Angel of October and ruler of **Scorpio**.

**Adnachiel.** Angel of November and ruler of **Sagittarius**.

**Haniel.** Angel of December and ruler of **Capricorn**.

**Gabriel.** Angel of January and ruler of **Aquarius**.

**Barchiel.** Angel of February and ruler of **Pisces**.

### Birthstones

January: Garnet, emerald

February: Amethyst, bloodstone

March: Bloodstone, jade, aquamarine

April: Diamond, opal

May: Agate, sapphire, emerald

June: Pearl, moonstone, alexandrite

July: Ruby

August: Sapphire, diamond, sardonyx, peridot

September: Moonstone, agate

October: Opal, jasper, tourmaline

November: Topaz, pearl, citrine

December: Lapis lazuli, onyx, zircon, turquoise, blue topaz

If you wish to learn more about the zodiac angels, there is a wealth of information about them online.

### 12. Affirmation

Everyone knows the affirmation. Affirmations can be said for anything. They are said in the present tense or in the future tense.

Present tense affirmation: *My magical powers are growing.*

Future tense affirmation: *I will find the philosopher's stone.*

If it's not illumination one seeks, then one can recite a mantra about their personal goal. *Money loves me.* Or, *I will sleep with miss October.* Or whatever. Add affirmation to your daily life. Start your day with your affirmation, and say it throughout the day, under your breath while driving your car, or mentally in the grocery store checkout line, or while doing energy work - and so on. Write your affirmation down, taking a minute of your day to write it down ten times each day. You will no longer need it when it manifests.

### 13. The Round Stone.

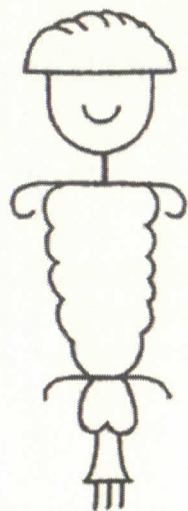
The finding of a round stone, be it great or small, is a good sign, but it should never be given away, because the receiver will then get the good luck, and some disaster befall the giver. On finding a round stone, raise the eyes to heaven, and throw the stone up three times (catching it every time) and say -

*Spirit of good omen,  
Who art come to aid me,  
Believe I had great need of thee.  
Spirit of the Red Goblin,  
Since thou hast come to aid me in my need,  
I pray of thee do not abandon me;  
I beg of thee to enter now this stone,  
That in my pocket I may carry thee,  
And so when anything is needed by me,  
I can call unto thee: be what it may,*

*Do not abandon me by night or day.  
Should I lend money unto any man  
Who will not pay when due, I pray of thee,  
Thou the Red Goblin, make him pay his debt!  
And if he will not and is obstinant,  
Go at him with thy cry of "Brie - brie!"  
And if he sleeps, awake him with a twitch,  
And pull the covering off and frighten him!  
And follow him about where'er he goes.  
So teach him with thy ceaseless "Brie - brie!"  
That he who obligation e'er forgets  
Shall be in trouble till he pays his debts.  
And so my debtor on the following day  
Shall either bring the money which he owes,  
Or send it promptly: so I pray of thee,  
O my Red Goblin, come unto my aid!  
Or should I quarrel with her whom I love,  
Then, spirit of good luck, I pray thee go  
To her while sleeping - pull her by the hair,  
And bear her through the night unto my bed!  
And in the morning, when all spirits go  
To their repose; do thou, ere thou return'st  
Into thy stone, carry her home again,  
And leave her there asleep. Therefore, O Sprite!  
I beg thee in this pebble make thy home!  
Obey in every way all I command.  
So in my pocket thou shalt ever be,  
And thou and I will ne'er part company!*

### 14. To Make a Girl Dance in the Nude.





Write on virgin parchment the character of Frutimiere (above) with the blood of a bat. Then put it on a blessed stone, over which a Mass has been said. After this when you want to use it, place the character under the sill or threshold of a door which she must pass. When she comes past, she will come in. She will undress and be completely naked, and will dance increasingly until death, if one does not remove the character; with grimaces and contortions which will cause more pity than desire.

### 15. To Cause a Girl to Dance Naked.

Take wild marjoram, frank marjoram, wild thyme, verbena, myrtle leaves, walnut leaves, and three small fennel stems, all gathered on St. John's eve in June before sunrise. Dry the ingredients in the shade, powder them, and store the powder in fine silk cloth. Blow [some of] the powder so that the girl breathes it in, or make tobacco out of it and smoke it at her, and she will then dance naked. Burn oil lamps nearby for good measure.

### 16. To Compel One Dance Completely Naked.

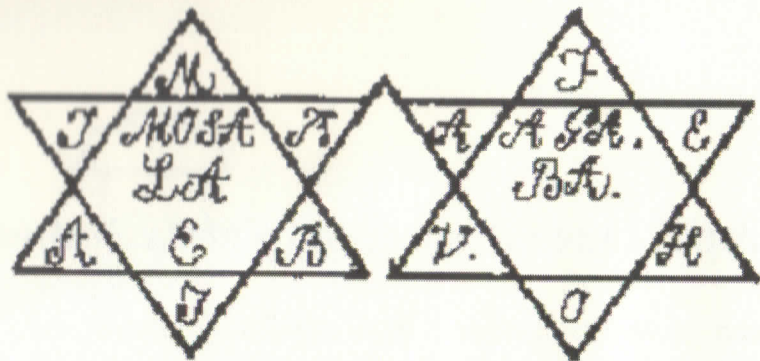
On Eve of St. John the Baptist, gather at midnight three walnut leaves, three sweet marjoram plants, three myrtle plants, and three vervain plants. Dry it all in the shade, and make it into a powder. When you want to make use of the powder, throw some like a small pinch of tobacco into the air of the room where there are the people whom you wish to enjoy.

### 17. To Increase Magical Powers.

Read aloud the Sixth and Seventh Books of Moses in calm voice from beginning to end.

### 18. Magic Seal.

With these seals (below) you can perform miracles. You are secure from all your enemies and nobody can harm you in any way. Fire and water are afraid of you and evil spirits have to leave. It is a powerful remedy against all diseases and you need no medicine. Nobody will deny you any request. Whatever you begin will come to a good outcome. All people have to love you and to fear you. You are fortunate in dealings with the clergy and in court. This is the most powerful seal that you possibly could find. You should engrave this seal on gold in the hour of the Sun.



## 19. Treasure Map.

Surround your photo with pictures that represent what you want from life and put the collage up somewhere where you see it daily.

Note: Apply magic to increase your chance of success.

## 20. Angelic Magic.

Every time after your performance of the daily LBRP, practice creative visualization. See yourself inside your wish as if it has already manifested. When you lose your concentration and come back from the visualization, say an affirmation in the present tense such as, "I study law in university. So mote it be." Then, perform the Qabalistic Cross (3rd time) to close the ritual. That is:

1. Daily LBRP
2. Creative Visualization
3. Affirmation.
4. QC

There is no rule against doing this. You have already done the LBRP and

you're just practicing 'some' creative visualization right after. Also keep a magical diary so that you can read when your will ran into a wall and you discontinued practicing the creative visualization. You'll probably only do it once or twice like most people, but when you do it on *fifty* consecutive days, *then* you will cause magic. ...And when you think about it it's only a few minutes of using your imagination per day. You have already done your spiritual work (LBRP) and the creative visualization right after is just some innocent you-time. Be careful though: the four archangels might just hear your prayer, so make doubly sure that your will is something you actually want to manifest.

## 21. Thaumaturgical Training Day.

You don't need the circle for this exercise. As one of the first things in the morning, like, after washing your face in the bathroom, take a spirit's seal and your pendulum. The same seal is used throughout the day. The very best seals for this exercise are the ones in Goetia.

First, clear your mind by taking a few relaxing breaths. Contemplate on the seal for a sec. And now, holding your pendulum an inch or two above the sigil, say something like: "*It is my will to obtain <intent>. Spirit N., grant me <intent>. So mote it be.*" Your intent should correspond with the spirit. For example one of Paimon's powers is binding. So if you need to bind your dangerous ex, use Paimon's sigil and say something like: "*It is my will to bind Joe. Spirit Paimon, bind Joe from harming me. So mote it be.*"

When you leave the house in the morning take the pendulum and the seal with you.

It doesn't matter what the pendulum says. Even if the stone -- or button -- swings disagreeingly, just go on with the exercise. Next time you have a free moment at work, repeat the act: hold the pendulum above the sigil again, saying the *same* words to the spirit. Do this throughout the day whenever you are bored or have a free moment. Before you hit the sack at

night do it once more. And when you wake up in the morning, write down your dreams. That concludes the exercise.

This gets the ball rolling. It may seem like you're pestering a spiritual being, but what you are really doing here is tapping into latent psychic forces in you. The spirits are both whirls of psychic power *and* genies. And here we are tapping into the psychic power. If the spirit pops up, then so be it, but that's not the goal. Take the mantra Om Mani Padme Hum as an example. The mantra is also Avalokiteshvara. But Buddhists aren't after Avalokiteshvara when they recite it, well most of them aren't anyway, but enlightenment. And we are using these "mini-evocations" as if they were a mantra. Here you are after the psychic power of binding, or whatever it is that you want, and not the entity. After the day, start throwing spells at the intent as you normally would. The spirit does not need to be included in the spells. Though, of course, you can use the same spirit to obtain the desire if you want, and if you know how. The magical technique in that case is called evocation.

Thank the spirit after getting your result. Should you keep doing the exercise, before long your magic will work better.

I cannot say (1.) how many times you should repeat the mini-evocation per day, or (2.) how many times in a month can this one-day exercise be performed. Do it whenever you want. Most likely you'll run into a willpower wall if you exceed your personal limit. You will know when this happens when you no longer feel like picking up the pendulum. This is because we are dealing with psychic powers here, and developing them drains psychic energy. Some simply have more energy than others, so there is no universal set limit to these mini-evocations. Thankfully psychic energy is renewable. Good night's sleep will charge your battery. By the way, don't make the spirit an offering before getting your result, you wouldn't thank yourself for failing.

## 22. Knot Spell.

Choose a cord whose color corresponds with your wish using any list of spell candle colors. Knot nine knots in the cord, one by one while concentrating on your wish, and saying:

*By the knot of one, the spell is begun*  
*By the knot of two, it will come true*  
*By the knot of three, so mote it be*  
*By the knot of four, strengthen it more*  
*By the knot of five, my spell will thrive*  
*By the knot of six, I am a witch*  
*By the knot of seven, and by Lord's heaven*  
*By the knot of eight, my wish won't wait*  
*By the knot of nine, it shall be mine!*

Or say, "*By the knot of nine, you now I bind!*", or "*By the knot of nine, <wish> shall be mine,*" and so on.

## 23. Black Candle Spell.

Light a black candle, and, addressing the flame by the name Satan, speak your wishes or worries.

Note: Left-hand path classic. This is the same spirit as the one mentioned in the Bible, and then in the Witch's Hammer, and even later by AC/DC. So pay your dues and buy the \$2 candle..

## 24. To Make a Dowsing Rod.

On the first night of Christmas, between 11 and 12 o'clock, break off from

(Father, Son, and Holy Ghost), at the same time facing toward sunrise. Whenever you apply this wand in searching for anything, apply it three times. The twig must be forked, and each end of the fork must be held in one hand, so that the third and thickest part of it stands up, but do not hold it too tight. Strike the ground with the thickest end, and that which you desire will appear immediately, if there is any in the ground where you strike. The words to be spoken when the wand is thus applied are as follows:

*Archangel Gabriel, I conjure thee in the name of God, the Almighty, to tell me, is there any water here or not? Do tell me! + + +*

If you are searching for Iron or Ore, you have to say the same, only mention the name of what you are searching for.

Note: Willow is a good tree for water dowsing rods.

## 25. Cutting of the Cords.

See before you in your mind's eye the thing or person you wish to banish for good. For example this person could be an ex. Next, sense there appearing an ethereal cord between you and the psychic image of the person. On your side of the tendril the tendril may be attached to your solar plexus or brow center, or other psychic center, but not always, and the number and thickness of these cords tend to vary.

Once you psychically sense the cord(s) that have kept the concept or person in your sphere, take your cutting tool - such as dagger or scissors - and cut the cord(s). Do this cutting action physically with your physical cutting tool, as if the psychic cord was right there where you cut. Then banish by the pentagram ritual, seeing the banished thing or person disappear into oblivion.

Some cords are persistent but all of them will cut. The element fire can be used to burn very persistent tendrils.

## 26. Freezer Spell.













Another method to block an unwanted person out of one's life is writing their name on a paper, slipping that name-paper in a water container such as a bottle, and putting the container in the freezer. Thus you will "freeze" them out of your life.













## 27. Nature Prayer.

Don't let the power of natural phenomena go to waste when opportunity arises. When you see a rainbow, pray to Iris or another rainbow deity. When it rains, speak your wishes to Indra, or some other deity associated with rain. And if it thunders, pray to Zeus or another thunder god. The rarer the natural phenomenon is in your area, the better.

## 28. Runes.

Runes are a pre-Latin Germanic alphabet and a divination method. In addition to divination by stones, runes can be used as a magical alphabet, and in magic. The runic alphabet below is the Elder Futhark, which is the oldest. Inscribe runes on your spell candles, or carry them as charms, or chant them like a mantra, or use them creatively. Try making a so-called bind rune from combining two or more runes. Combining Berkana (growth) and Fehu (wealth) creates a bind rune that represents growth of wealth, for example. Runes are typically inscribed in red - like the runestones of the Vikings.

 Fehu (f)  
 Uruz (u)  
 Thurisaz (th)  
 Ansuz (a)  
 Raido (r)  
 Kenaz (k)  
 Gebo (g)  
 Wunjo (w,v)  
 Hagalaz (h)  
 Nauthiz (n)  
 Isa (i)  
 Jera (j,y)

 Eihwaz (e)  
 Perthro (p)  
 Algiz (z)  
 Sowulo (s)  
 Teiwaz (t)  
 Berkana (b)  
 Ehwaz (e)  
 Mannaz (m)  
 Laguz (l)  
 Inguz (ng)  
 Othila (o)  
 Dagaz (d)

\*\*\*

Thurisaz (Thor, giant): Thorn, hardship, pain, introspection, focus.

\*\*\*

Ansuz (one of the æsir): Air, leader, justice, teacher, intelligence, communication.

\*\*\*

Raido (ride, journey): Ride, journey, change, destiny, travel.

\*\*\*

Kenaz (ulcer, torch): Knowledge, wisdom, insight, creativity, inspiration.

\*\*\*

Gebo (gift): Gift, love, marriage, partnership.

\*\*\*

Wunjo (joy): Joy, success, recognition, contentment.

\*\*\*

Hagalaz (hail): Hailstorm, loss, destruction, change.

### Rune Meanings and Correspondences

Fehu (wealth, cattle): Fire, wealth, material needs, goals, promotion.

\*\*\*

Uruz (wild ox, water): House, desire, inner feelings, unconscious.

\*\*\*

Nauthiz (need): Need, poverty, hardship, responsibility, frustration.

\*\*\*

Isa (ice): Ice, block, stagnant, patience, rest.

\*\*\*

Jera (good year, harvest): Year, change, cycle, rewards, motion.

\*\*\*

Eihwaz (yew): Junction, endings, transformation, death, rebirth.

\*\*\*

Perthro (pear tree): Pawn, magic, mystery, prophecy, chance, work.

\*\*\*

Algiz (elk): Protection, assistance.

\*\*\*

Sowulo (Sun): Sun, strength, positive energy, activity, conscious, male.

Teiwaz (Tyr): Truth, struggle, duty, discipline, warrior, justice.

\*\*\*

Berkana (birch): Birth, growth, health, earth.

\*\*\*

Ehwaz (horse): Equality, duality, change, love, partnerships.

\*\*\*

Mannaz (man): Man, human, self, family, humanity.

\*\*\*

Laguz (water, lake, leek): Water, emotion, fears, female.

\*\*\*

Inguz (Yngvi): Energy, sex, work, grounded, balance, land.

\*\*\*

Othila (heritage, estate, possession): Goddess, property, home, permanence, legacy, moon.

\*\*\*

## 29. Spirit Lover.

It is necessary to be three days chaste, and you will be elevated.

I. Preparation. On the fourth day, as soon as it is morning, clean and prepare your room, as soon as you have dressed. You must be fasting at this time. Make sure that your room will not be disturbed for the whole of the ensuing day. Note that there shall be nothing hanging, neither anything crosswise to anything else, no tapestries or clothes hanging, and no hats or cages of birds, or curtains of the bed, and so on.

Above all, make sure that everything is clean in every way.

II. Ceremony. After you have supped, go secretly to your room, which has been cleansed as already described. Upon the table there is now to be set a white cloth, and three chairs at the table. In front of each place, set a wheaten roll and a glass of clear and fresh water. Now place a chair at the side of the bed, and retire, while saying this:

III. Conjunction. *Besticirum consolatio veni ad me vertu Creon, Creon, Creon, cantor laudem omnipotentis et non commentur. Stat superior carta biant laudem omniestra principiem da montem et inimicos meos o prostantis vobis et mihi dantesque passium fieri suicisibus.*

The three people, having arrived, will sit by the fire, eating and drinking, and will thank the person who has entertained them. If you are a gentleman, three girls will come; but if you are a lady, three young men will be involved.

Then the three will draw lots as to whom is to stay with you. If the operator is a man, the girl who wins will sit in the chair which you have placed by the bed, and she will stay and be with you until midnight. At this time she will leave, with her companions, without having been dismissed.

The two others will stay by the fire, while the first entertains you.

While she is with you, you may ask her any question, about any art or science, or upon any subject at all, and she will at once give you a definite reply. You can ask the whereabouts of hidden treasure, and she will tell you where it is, and how and when to remove it. If the treasure is under the

guardianship of infernal spirits, she will come herself, with her companions, and defend you against these fiends.

When she leaves, she will give you a ring. If you wear this on your finger, you will be fortunate at gambling. If you place it on the finger of any woman or girl, you will be able at once to obtain your will of her. Note: The window is to be left open. You can do this experiment as often as you please.

## 30. The Horned God.

In this Wiccan ritual we will petition the Horned God for 'virility', which is a placeholder intent and replaceable with another wish.

Go outdoors, and find a nice meadow. After you've found a good spot in the nature, lay a picnic blanket on the ground or set up a folding table. Place on the picnic blanket / table your ritual blade, i.e. the dagger (athame) or sword, four elemental symbols in their quarters, red wine, wine glass, fresh bread, exorcised water, and tasty fruits. The offerings are example offerings. And, if you want, lay on the platform also tarot cards face-side up, windproof candles, outdoor incense, acorns, cones, branches, or anything else you might like, like roses and lilies like seen in Rider-Waite's Magician, or the pentacle, or anything else as long as the ritual pleases your eye. The circle will be an imaginary circle.

1. Sit down, and spend a few relaxed moments meditating on the beauty of nature around you. Close your eyes and listen to the wind and birds, maybe allowing yourself to see the waving branches through your closed eyelids, but if you are not yet that clairvoyant then don't worry about it and just meditate. When you have relaxed your nervous system, light the windproof candles and outdoor incense, if any, and then, standing up take your ritual blade.

2. Standing at the not-yet-drawn-circle's center, state in your own words that a ritual dedicated to the Horned God is about to start; that you are his

witch, and that you are about to conjure him into the circle to take part in the ritual and the offerings you have prepared for him. If you want you can also say the purpose of the ritual at this point. Some say the ritual's intent at the beginning of the ritual while some don't.

3. Trace out a clockwise circle around the picnic blanket/table: with your blade, trace the circle lightly on the ground, or in the air at the chest level, or by pointing at ground. While tracing the imaginary circle project electric blue energy through the blade into it.

4. Put away the ritual blade, and take the exorcised water. Sprinkle the circle with the exorcised water. Do this by walking clockwise around the circle and sprinkling over the circle boundary with the salt water, seeing in your mind's eye the exorcised water burn all energies that are extraneous to the ritual.

5. Then put the exorcised water back and take your ritual blade. Walk around the circle clockwise with the ritual blade in hand, saying:

*"I conjure thee, O circle of power, that thou beest as a boundary and a protection to contain the magic power which I will raise within thy bounds. So do I bless thee, in the names of the Lord and the Lady."*

Go around the circle clockwise again, still with the blade in your hand, extending your arms to your sides - as if telling a car to stop - at each cardinal direction as you do so, and saying, *"I summon, stir, and call thee up, ye Mighty Ones of the east (south, west, north), to witness the rites and to guard the circle."*

6. Put the dagger or sword away. Go stand at the center, facing east. Close your eyes, and spend a moment connecting with the nature. Allow yourself to tune into the wild power of nature. Gently bring to your awareness the elements too...be aware of the trees, and roots, and wind, and sunlight or moonlight, and everything else that surrounds you or touches your skin.

7. Then, when you have become a little more naturey, spread your arms like before, and say three times:

*"I call out to you! Oh Horned God, ancient one, the oldest spirit on earth!*

*I invoke thee, I conjure thee, I summon thee! I call you now! ..I beseech you to fill this circle with your power! Oh Horned God! Oh Horned God! Oh horned one! Come to me...come to me...come to me... What takes you so long! I Invoke and beseech thee, oh mighty spirit. By seed and root, by stem and bud, by leaf and flower and fruit, by life and love, do I invoke thee to descend into this circle. So mote it be."*

8. Sit down, and fill two glasses with wine. One of the wine glasses should stand near you, and the other glass much further, yet both inside the circle. The one near you is for you to drink. But don't drink it just yet.

Sense the presence if you can. But if you don't feel anything don't worry about it. Life is too short to worry about "circles" and "energies." And in this ritual you are more than that - a witch - part of nature - a very force of nature yourself. Bask in the presence for as long as you wish.

...And since you are like a fish in the water, it now comes naturally to you to welcome the Horned God into the circle. Say something like:

*"I feel you! I know that you are here. You are so welcome. These offerings are for you."*

Say the words even if you don't *really* sense him yet. Just pretend that he's there.

9. Take it easy for a moment knowing that meanwhile he is enjoying the offerings. Let him take a (spiritual) bite of the bread and the fruits without hurry, and give him enough time to give the wine a taste too.

When you feel that enough time has passed for your guest to enjoy your hospitality, it is now time to raise energy. You should know at least one energy raising exercise. Use that now. You can dance around the circle, or use any other energy raising method that works for you. ..Yeah, ritual sex is a thing... If a glass gets knocked over just pour another one after the energy raising.

10. Then, as a next step, take your own wine glass in your hands. If you are a woman, then kiss the glass now to bless it. But if you are a man only



blow on the wine...this is only a blessing gesture and you'll want to feel comfortable so it suffices to blow some air from your lungs on the wine if you are male.

Stand up, and with both hands raise the wine glass high above your head, and say:

*"Oh ancient and mighty spirit! By three times three I pray to you, please charge this wine with power true!"*

And, before sipping from it, with the blessed and charged wine in your hands, announce:

*"I now take in me the blessing of the ancient horned one. May he: make me strong and capable in bed!"*

Now drink the glass empty, and state meaningfully: *"So mote it be!"*

**11.** Now you can sit back down. At this point you can communicate with him if you want. Or just relax reading tarot or a spiritual book while letting him enjoy his libation and snacks some more. Spend as much time as you want, but *don't* eat the offerings; and *don't* drink more wine. You are meant to only drink the one charged glass.

**12.** When the time comes for you to run off to Internet, say something like:

*"Farewell, mighty god. I thank you for this day. My blessings are with you."*

**13.** To close the circle, take your ritual blade and circumambulate counter-clockwise proclaiming at the four directions, *"Ye Mighty Ones of the east (north, west, south), I thank you for attending and, ere ye depart for your lovely realms, I say hail and farewell."*

Then trace the circle counter-clockwise with your blade, drawing the electric blue energy back inside you. Go stand at the center, facing east, and state that the ritual is now over. Thank the powers that be in your own words.

Before you leave, leave the food offerings at the foot of an oak, or at a similar spot, and pour the wine bottle and the offering glass empty. You can always leave some wine for him to drink in a biodegradable cup if you want. Take the two wine glasses and the empty wine bottle with you. Make sure not to leave any not-biodegradable trash behind you because he is a nature spirit.

Like most rituals, this too can be done with friends in case you don't want to be alone outside. To ask for something else than the example, just change this:

*"May he make me strong and capable in bed!"*

To for example:

*"May he give me a new start in life!"*

## **31. Elemental Meditation.**

After the meditation is over you have four brand new lanterns you can place around the circle to represent the watchtowers. It is always best to use physical tools in magic. And watchtowers that you can see are a lot better than invisible watchtowers. This means more power to your rituals! To prepare for this easy meditation, buy four normal candle lanterns that have glass walls. These lanterns are not a replacement for the altar elemental symbols - these are watchtowers and not elemental symbols. You don't want fire in the three other elements so don't put them on your altar to represent the four elements. These represent the watchtowers. Think of the lanterns as the four angels of the LBRP.

The idea is to paint each lantern with one elemental color.

First lantern will represent earth, and hence all of its glass walls will be painted in same earth color. This earth lantern will be placed in the north.

The second lantern will represent air, and its glass will be painted in air's color. This air lantern will be placed in the east.

The third lantern will represent fire, and its glass will be painted in fire's color. This fire lantern will be placed in the south.

The fourth lantern will represent water, and its glass will be painted in water's color. This water lantern will be placed in the west.

You can use four color sharpies to accomplish this. None of this stuff should be expensive. First choose the colors you wish to use for the four elements. Golden Dawn colors, and the colors Franz Bardon used, and other color sets are all equally fine, *as long as you feel that the colors are right*. These are example colors for the four elements:

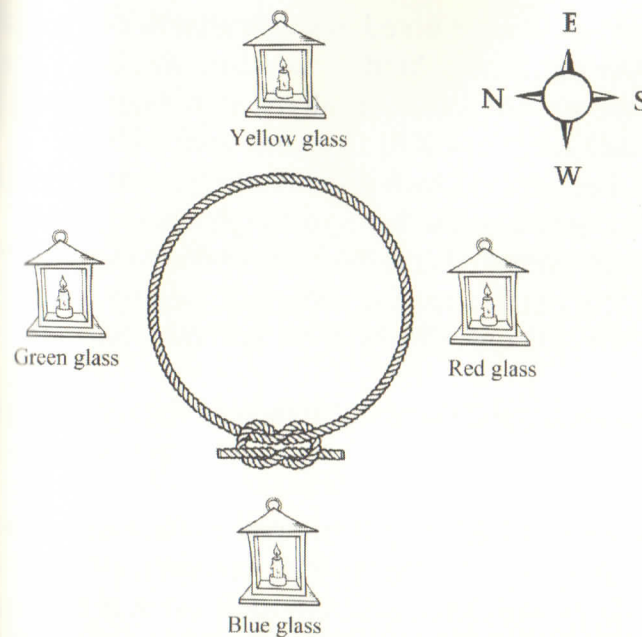
Lantern #1 - earth - north - **green**.

Lantern #2 - air - east - **yellow**.

Lantern #3 - fire - south - **red**.

Lantern #4 - water - west - **blue**.

After you have made the four lanterns - and taken a real step forward in magic - lay a rope circle on the floor, or on the ground if you do this outdoors, and the watchtower-lanterns around and outside the circle (like seen in the picture below).



Light the candles. Do the LBRP.

When you are ready to begin the meditation, sit down at the center of the circle facing east, and relax your mind...

...Then, visualize that behind the northern earth lantern at your left stands a big rock. Become aware that the rock is heavy. Feel the big, heavy rock emanate at you from your left a stream of cool dryness. Close your eyes and get more into it, picturing yourself in a meadow with only the rock at your left that emanates at you this *heavy, cool, and dry* earth energy. See the earth energy's color as a mixture of green, brown, and leaves. Let the earth energy fill you up. Keep letting the earth energy fill you up for several moments. Allow yourself to feel heavy because of the earth energy that has now filled every fibre of your being.

Know that earth is a passive element, and that its alchemical qualities are

cool and dry.

After five or so minutes, or when you get bored of sensing earth energy, move on to visualizing at your right and behind the southern fire lantern an active volcano. The stream the volcano emanates at you from your right is dryly hot. Get more into it, and see yourself in a volcano area with this active volcano at your right. Feel that the lava is really hot, knowing that if the volcano was only a little closer it would burn your right shoulder. Feel the hot stream of fire energy rejuvenate you as it streams your way. Visualize the fire energy as red. Let this red fire energy fill you up from head to toe. Keep letting the fire energy fill you up for several moments.

Know that fire is an active element, and that its alchemical qualities are warm and dry.

After fiveish minutes, move on to visualizing before you and behind the eastern air lantern a windy hill in an exotic country with warm and humid climate. The stream of air energy from the exotic hill blows at your face as if from a huge electric fan and it's warmly moist. See yourself in this windy exotic landscape. Visualize the stream of air energy as yellow. Let this yellow air energy fill you up like a warm balloon. Know that air is an active element, and that its alchemical qualities are warm and moist. Keep letting the air energy fill you up for several moments.

After five or so minutes, move on to visualizing behind you and behind the western water lantern a big waterfall. From this waterfall flows into your back a stream of cool, wet and blue water energy. Fully see yourself in this waterfall landscape. Be in your mind as if you are sitting in water with a huge waterfall behind your back in a not so warm, chilly country. Let the cold water energy fill you up like a glass of ice water. Keep letting the water energy fill you up for several moments until it has filled every nook and cranny of your soul.

Know that water is a passive element, and that its alchemical qualities are cool and moist.

After about five minutes, become aware of *all* the four elements around you. After you've brought all the elemental energies to your awareness at the same time, sense all of them flow from their respective cardinal

directions. Meditate at this junction of the four rivers of Eden. Feel all the four 'rivers' if you can.

East - air - yellow - warm and moist - active.

South - fire - red - warm and dry - active.

West - water - blue - cool and moist - passive.

North - earth - green, brown & leaves - cool and dry - passive.

Spend as much time as you want sensing and knowing and visualizing the elemental rivers.

Next, *if* you know the triangle elemental symbols, see them now floating above the lanterns in the same colors as the lanterns. If the elemental triangles are too difficult for you to visualize, then don't worry, just know that they are there.

The fifth element is you at the center - the Spirit. Know that your soul burns forevermore as the fifth lantern, and that this you being the fifth element is why you can order around the elemental currents in the first place. Your consciousness is the spirit. And thus if you can visualize the eight-spoked spirit wheel symbol, a.k.a. dharmachakra, above your head in white, then do so now to complete the alchemical symbols. But again, if you can't visualize abstract symbols, don't fret.. Anywho, allow the spirit symbol to fill you with holy and brilliant white spirit element. Or alternatively just perform the Qabalistic Cross which does the same thing.


Let the organized spirit element balance the four wild elements of nature within you. Remain in this state of balance of the five elements for as long as you wish. Repeat the LBRP.

...This concludes the meditation. Next time you do a magic ritual, place the lanterns around your circle and voila you have physical symbols for the watchtowers. Think of the red lantern as Michael, if you want; this way you'll always know that the protective archangel watches over your rituals.


## 32. Familiar (expert).

The stuff in this chapter is totally not for beginners. Only do this if you are very experienced in the occult.

Paimon is a spirit that can act as the magician's familiar. Paimon is not the only spirit but I chose him for an example because why not. If you are advanced and want him for a familiar, do your first evocation of Paimon with a protective circle around you, and charge him to be your familiar spirit. If you haven't performed an evocation yet, then do something else. This is a spirit we are talking about after all, and not a crystal stone. So first teach yourself magic, please. And after doing the LBRP for a full year, and having practiced magic until you know that you control spirits, go ahead and try this out.



...Or...



Once you've gotten his ceremonial okay, it is time to make a place of residence for your new familiar. Buy a dollhouse (or spirit house). Note that it doesn't need to be a *big* dollhouse. If the dollhouse is small enough, and it has doors, you could even put it on your makeup table. Of course sooner or later someone will open the small doors so you'll need to come up with an explanation for the surreal thing.

Paint Paimon's sigil somewhere inside the dollhouse. Have Paimon present in the dollhouse too. After that the dollhouse is called a *spirit house*. Appropriate color for his sigil is gold and the image for him is a man riding a dromedary. So maybe buy an inexpensive bedouin figurine. Dress the bedouin in clothes. The figurine dressed in clothes has to "live" in the spirit house, or otherwise it is not a spirit house, so the figurine is not optional. Also decorate the spirit house with inexpensive items such as a tiny crown on the bedouin's head; anything golden; maybe a tiny 'Goetia' book; and anything else that is paimonesque. Make his house look royal. Don't make it too crampy. Obtain a tiny enough figurine for a small spirit house. The spirit house can be put anywhere in your property. Cellar, yard, garage, and in your home are all equally fine places to put it.

After the spirit house is ready, tell Paimon that it is his new home and that he is now free to move in.

As a next step, place St. Michael picture somewhere in the same room, and pray to the angel that he keeps an eye on your familiar at all times. Always keep Michael's image in the same room with the spirit house. Michael and Paimon are sorta like two sides of the same coin. You can use the angel to tame the demon. Don't only work with Paimon; work with Michael on the side.

Give your familiar tasks. Burn incense or candles to him every now and then or make other offerings to him that are typically made to spirits, like glasses of fresh water. Leave these offerings near the spirit house weekly or monthly, praying for his protection and anything else you need in life as if visiting a shrine. But don't spoil your familiar with too frequent offerings or otherwise you'll make him lazy. Let him earn your love. And as the most important step, keep a journal of your requests and results (if any), so that Paimon knows that you take this familiar stuff seriously. But if he

does nothing, then make him know that you want *results*. Show him the hammer.

By keeping Paimon or another powerful spirit as a familiar one's magic powers will skyrocket. Michael is your friend. Sensitive people should steer clear of keeping a spirit familiar altogether, because the whole point is to bring the spirit closer so that results are faster, and when a spirit dwells in your sphere you may sense it strongly.

### 33. Prayer.

Prayer is the oldest magic. It either does nothing, or works surprisingly well. Pray to God, a.k.a. the Universe, from the bottom of your heart for anything you need. You can pray every day for the same intent you cast spells for to increase your chance of success. You can also pray to God for protection and success before casting your spells.

### 34. Psi Ball.

Cup your hands with slightly open fingers. Move your cupped hands back and forth, as if playing an invisible accordion - timing this movement with your breath - until you sense energy in your palms. Then, visualize or know that between your palms there is a mass of electric blue energy. Shape the mass into a ball. Feed it energy until it's vibrant. You have now created a basic psi ball. Once you get the hang of it you can create psi balls instantly. Experiment with different energies, colors, weights, and temperatures. Also try impregnating your psi balls with intent, thoughts, sigils, and runes.

The applications of the psi ball is endless. With psi balls you can do energy work, scry, heal, influence you and others, affect moods, evoke, manifest, boost your magic, and more. The list goes on ad infinitum. Or.. you could just play with them. Try juggling with the four elements.

## 35. Asking the Universe.

Take this chapter as entertainment only. By asking the universe, you can come up with your own pseudo-reiki system. To do this, relax your mind, and ask the universe to give you <topic> reiki. Like for example you could ask the universe for "talisman reiki." It will have nothing to do with Usui Reiki, reiki is here only a catch-all term. Keep pen and paper nearby so that you can write down the symbols, and their names and meanings. You never know. Maybe you will be the grandmaster of a brand new system.

## Part III: Spells for Love



## 36. Red Candle Spell.

One could say that pink is the favorite color of love, but *red* candles are the traditional love spell candles. Both red and pink candles are burned to attract love, so in general burn either red or pink candles.

Here I'll talk about the traditional love candle spell color red. Red candles can be dressed with love drawing oil such as Come To Me oil, and burned on Friday on the hour of Venus when the Moon is waxing in an attempt to draw a love relationship. This can be a new partner or someone you know.

For *best* results the online order should be made on Wednesday & on the hour of Mercury with the conjurations for buying said. It doesn't matter that the spell is a Venus spell, you are "picking up" magical ingredients, and the sphere of magic is Mercury. Pen the conjuration for buying the candle, and then another one for buying the oil. For example, find a conjuration for picking up beeswax, and just edit a few words here and there, and you have a conjuration for buying the candle. Then using your creativity again write the conjuration for buying the oil. You can say the conjurations for buying while you click 'buy' online. E.g., while you buy the Come To Me oil say the conjuration for buying the oil &c. Go ahead and buy the Come To Me incense too while you're at it. All you need is to come up with the third conjuration, which is for buying incense. Magical conjurations don't need to sound like Shakespeare, but they need to have divine names like in the grimoires. So drop strings of divine names such as Tetragrammaton and its synonyms in your conjurations for buying. As long as you do your best, your conjurations for buying will be as magical as they can be. Write the conjurations for buying in your Book of Shadows.

When the postman brings your ingredients and you first touch them, say something like, "*It is not me but you, O Lord, whose will shall be done and whose reign continues forever Amen*", and put the not-yet-consecrated ingredients away until next Wednesday when you will take them and consecrate them in the circle on the hour of Mercury.

Obviously there is no One Correct Way to practice magic, so soon enough

you'll find yourself perfecting your own art.

In any event, the red candle can be a figural candle: if you want to draw a female partner then buy the red female figural candle, and if you want to attract a male partner then buy the red male figural candle. Consecrate the oil candle incense and everything else used in the spell or in its preparation.

Or alternatively if all of this Solomonic jazz sounds too boring, then just dress the red candle and burn it following the instructions and see what happens.

If you need to carve anything on the red candle, make sure that your sigil supports your wish: inscribe only love symbols on a love spell candle. If it's a targeted love spell then carve name or initials. It is recommended to keep your target's photo on your love altar.

The love altar can have love related items such as the heart symbol, copper ring, emerald stone, unopened condom wrapper, lipstick, red rose, a romantic postcard, the Lovers major arcana, Venus statue, and so on. Lay seven love related items on the altar to create a Venus atmosphere for the spell. Seven being the number of Venus, the planet of love. The altar cloth could be green, which is the color of Venus, or pink.

While dressing the red figural candle with Come To Me oil think of love. An opportune time to light the candle is on Friday & on the planetary hour of Venus when the Moon is waxing. Even better if Venus is in the night sky. In your censer you could burn Come To Me incense or benzoin or a voluptuous scent. Perhaps while Venus is in the sky. In which case the altar can be turned towards physical Venus if you know the star's direction.

(Also you *can* create magically Venus atmosphere in your temple as per your occult knowledge, but if you are not an adept and don't know what I'm talking about then skip this part.)

Love chants can be said. E.g., after lighting the dressed red candle, say any love chant 7 times.

You can chant a versicle on any of the pentacles of Venus, or some other

love line such as from a song or romantic novel, or chant a string of Venus names like "*Venus, Hathor, Aphrodite*", or chant "*o Nades, Suradis, Manier*," or a Wiccan chant such as:

*To find true love...*

*I conjure thee,*

*I conjure thee*

*I'm the Queen,*

*You're the Bee*

*As I Desire so shall it be*

You could rewrite an existing chant, or even write one of your own if you can't find a good mantra.

An alternative to a love chant would be, after lighting the red candle, to speak your wish to a single love spirit such as Hagiël or love deity such as Venus. Or say "*Girlfriend!*", or "*Nathan wants me!*"

After the chant practice creative visualization. And after coming back from the visualization, repeat the chant 7 times, and say something like, "So mote it be." Then leave the candle burning. Many people dispose of the candle remains ritualistically. You could let a river take the candle remains *for example*, symbolizing the spell leaving your sphere, carried by water which is the element of love; and, if the spell reached that other sphere of 'her' or 'him', then it was a success, but if not then a failure. Write down both successes and failures in your journal. If your red candle spell was an initial failure soon you will find yourself adding energy raising and or other 'systems' to the mix, and there is nothing wrong with that, but if the spell *still* fails you may even begin to wonder if there's something wrong with you. And in that case it is time for you to create pathways for love. Meaning that whatever is preventing you from getting a girlfriend or boyfriend needs to be solved.

That was only one of the many ways to burn a red love spell candle. As you must know there is no one right way to cast spells. Otherwise everyone would be talking about that One Spell That Works which would

disturb cosmic order! So open a couple shirt buttons and allow yourself to cast your love spells relaxedly. Buy more than one red candle and try out different things. But remember that you are still tampering with the universe so don't get surprised if you all of a sudden need to say goodbye to your bachelor days. Sometimes love spells work.

Now you may have noticed that I left out some instructions for the serious business types. That's because magic is an art and you should develop your own. Too much hand holding can be a bad thing. I don't know your religion or faith or indeed anything about you, so the serious practitioner knows himself best and can therefore write his own love operation better than me. Just keep in mind that every concept you bring to your spell has a magnetism. So if you intend to write the perfect red candle operation then that will take thought. Though honestly speaking there is no such thing as "perfect" in magic: when you repeat the "perfect" operation it may not work the second time. But since it worked the first time around there is something to it. And the established formulas like these hoodoo ingredients have worked for thousands of people.

Study the grimoires and learn from them. You won't find an operation for the red female figural candle and Come To Me oil in grimoires, of course, but you *will* find plenty of wax image love spells. They are the same thing.

## 37. Wine or Beer Love Spell.

To make a woman love a man, take the shaving of a pleasure-wood, and recite these names over the shaving seven times: "*Plesplun, Ioane, Sabaathal, Sasupu, Nithi, put the heart of N. born of N. after N. born of N. in these hours today.*" Now put the shaving into a cup of wine or beer, and give the cup to the woman to drink from. Do this on the 14th of the lunar month.

Note: *Put the heart of* [woman's first name] *born of* [woman's father] *after* [man's first name] *born of* [man's father]. "Shaving of a pleasure-wood" is either male seed, or shaving of some actual wood whose identity is lost in time.

## 38. To Win Love.

*"O Christ, by your five wounds, by the nine orders of angels, if this woman is ordained for me, let me hold her hand now, and breathe her breath. O my love, I set a charm to the top of your head; to the sole of your foot; to each side of your breast, that you may not leave me nor forsake me. As a foal after the mare, as a child after the mother, may you follow and stay with me till death comes to part us asunder. AMEN."*

Another.

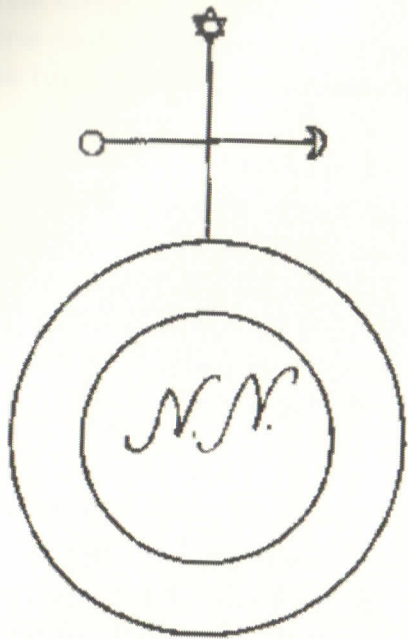
A charm of most desperate love, to be written with a raven's quill in the blood of the ring finger of the left hand. "*By the power that Christ brought from heaven, mayest thou love me, woman! As the sun follows its course, mayest thou follow me. As light to the eye, as bread to the hungry, as joy to the heart, may thy presence be with me, O woman that I love, till death comes to part us asunder.*"

## 39. Love Experiment.

Experiment of a marvelous power of the superior intelligences. Watch for the crescent or the waning moon, and when you see it, make sure that you see also a star, between the hours of eleven and midnight. Before beginning the process, do thus: Take a virgin parchment, and write on it the name of the girl whom you desire to come. The shape of the parchment is to be as you see in this figure:



On the other side of the parchment, write MELCHIAEL, BARESCHAS,



Then put the parchment on the earth, with the part where the name of the person is written next to the ground. Place your right foot upon the parchment, and your left knee, bent, upon the ground. Then look to the highest star in the sky, while in this position. In your right hand hold a taper of white wax, sufficiently large to burn for one hour. Then say the following (three times):

*I salute thee and conjure thee, O beautiful Moon, O most beautiful Star, O brilliant light which I have in my hand. By the light which I have in my hand. By the air that I breathe within me, by the earth that I am touching: I conjure thee. By the names of the spirit princes living in you. By the ineffable name ON, which created everything! By you, O resplendent angel GABRIEL, with the planet Mercury, Prince, MICHIAEL and MELCHIDAEL. I conjure you again, by all the Holy Names of God, so that you may send down power to oppress, torture and harass the body and soul and the five senses of N., she whose name is written here, so that she may come unto me. Let her then be tortured, made to suffer. Go, then, at once! Go, MELCHIDAEL, BARESCHE, ZAZEL, FIRIEL, MALCHA,*

*and all those who are with thee! I conjure you by the Great Living God to obey my will, and I, N., promise to satisfy you.*

When this conjuration has been said three times, burn the parchment with the taper. On the next day, take the parchment, put it in your left shoe, and let it stay there until the person whom you have called comes to seek you out. In the conjuration you must say the date that she is to come, and she will not be absent.

#### 40. Another Love Spell.

Before sunrise, put a blade of grass between your lips and face east. Say something like, "My home is not home when I am alone", and turn to west, and say something like, "She'll come to me, in love we will be."

This spell's been winged so many times that there are no single right words, but the blade of grass, before sunrise, east, and west still need to be in it.

#### 41. Fairy Love Spell.

Take a fairy knot from a willow tree, and sleep with it under your pillow.

Note: Keep the fairy knot should you find one. They are rare sightings.


#### 42. Love Spirit #1. Brulefer.

Brulefer makes you beloved.

Note: This spirit's sigil got lost in the mists of time.

### 43. Love Spirit #2. Mogalip.

Mogalip is a love spirit. This is his sigil:




### 44. Love Spirit #3. Anael.

Anael is another love spirit. The sigil:




### 45. Love Spirit #4. Sitri.

Sitri is a love spirit. Wear his sigil as a charm to increase luck in love, or speak to it your love wishes addressing him by his name. The sigil:



### 46. Love Spirit #5. Furlac.

Furlac, or Phorlakh, is a spirit of sex among his other earthy offices. He is one of the spirits assimilated by the Golden Dawn in which he is the Angel of Earth. You can use this sigil for his sex angle (the earth sign Taurus is ruled by Venus):



### 47. Love Spirit #6. Hadiririon.

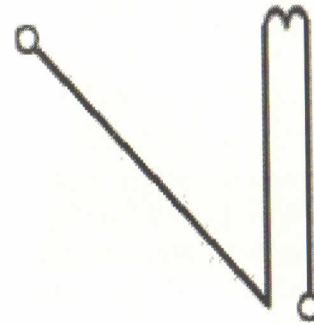
Hadiririon is a love spirit. Hadiririon comes from the Sword of Moses, and doesn't have a sigil. But you can use the heart symbol as a general sigil for love spirits.



So if you wish to use a sigil for Hadiririon, then draw the heart and speak your wish to Hadiririon through it, as if the symbol was the mic of a phone. You can replace any of these occult sigils of love spirits with the heart symbol. Draw the heart on paper or take a heart pendant, and after speaking your love wish to the love spirit through it, consider it charged. You can then carry it as a love charm. Generally when it comes to spirits, you should work inside the circle.

### 48. Love Spirit #7. Hagiël.

Hagiël is the Intelligence of Venus, and a love spirit. Hagiël is one of the popular "Golden Dawn spirits", and was mentioned by not only Heinrich Cornelius Agrippa, but by Franz Bardon too. The sigil:



### 49. To Gain the Love of a Girl Who Is Promised to Another.

To gain the love of a girl who is promised to another, write the square:

N A Q I D  
 A Q O R I  
 Q O R O Q  
 I R O Q A  
 D I Q A N

### Another Experiment to Win a Hard to Get Girl.


#### 1. Obtaining the Wax

We have a need of wax in all the Magical Arts. The Master of the Art should take himself to a place where there are honeybees, and being near to the place where there are some, remain at a distance of 20 paces and let him, with the staff of the Art, trace the following characters on the ground



and then let him approach without fear and seize the wax for himself, while reciting this conjuration: *"Extabor, Nestabor, Sitacibor, Adonay, Antazozamoni, Caonny, Cacay, Papiredao, Almai, Proferes, Mecconi; Angels of God, come to my aid and do not permit me to put to the test the sting of these animals who defend this wax, of which I have need in order to perform my workings."* Having taken it, let him return and having exorcised it, let him put it in a pot of new earthenware so that he may use it as need be. Let him cork the pot with a piece of parchment upon which he

will have traced the character below with the blood of a kid goat;



and let the Master of the Art make a hole in his cellar and place it there, and let it rest there for 24 hours, and having filled the hole, let him recite the following Psalm before retiring:

*"God of Israel,"* etc.

*"My God, how many times,"* etc.

#### 2. Conjuration of the Wax.

*"EXTABOR, HETABOR, SITTACIBOR, ADONAI, ONZO, ZOMEN, MENOR, ASMODAI, ASCOBAL, COMATOS, ERIONAS, PROFAS, ALKOMAS, CONAMAS, PAPUENDOS, OSIANDOS, ESPIACENT, DAMNATH, EHERES, GOLADES, TELANTES, COPHI, ZADES, ye Angels of God be present, for I invoke ye in my work, so that through you it may find virtue and accomplishment. Amen."*

After this repeat Psalms cxxxi.; xv.; cii.; viii.; lxxxiv.; lxxviii.; lxxii.; cxxxiii.; cxiii.; cxxvi.; xlvi.; xlvii.; xxii.; li.; cxxx.; cxxxix.; xlix.; cx.; liii.; and say:

*"I exorcise thee, O Creature of Wax (or of Earth), that through the Holy Name of God and His Holy Angels thou receive blessing, so that thou mayest be sanctified and blessed, and obtain the virtue which we desire, through the Most Holy Name of ADONAI Amen."*

Sprinkle the wax and put it aside for use; but take note that the Earth which should be dug up with thy hands should be prepared every time thou hast need thereof.

When you have done this and finished preparing the wax figure, you should pronounce the following words:

*"Noga, Jes, Astropalem, Asmo, Cocau, Sabee, Desaboday, Jerim, Emus, Levaria, Neurim, Babus, Sator, Jihi, Pirus, Theut, Vereset, Lamstararod, Iadonay, Erisset, Viloporas, Tamis, Astropiel, Luon, Noaphoras, Latistem, Omoras, Epinamas, Jephormi, Peronias, Sonotrabas, Berlorim, Inopeson, Necopolitas, Usion, Arvas, Cudos, Moas, Sophina, Amos, Trator, Soma, Inora, Jesil, Abigrabeni, Inavis, Asartim, Atenavim, Daravisies, Arasmali, Egeri, Artabael, Beliah, Boncifath, Ottau, Aravi, Zeuper, Meidor, Ariel, Zeviet, Arinalatisten, Belper, Emalsood, Agalaton, Ton, El, Platerion, Selateuk, Pusmator, Turons, Nostrasil, Thuri, Meavel, Cenitu, Serpora, Coribom, Tugam, Asenide, Kalemi, Zucmeni, Ermona, Coeglarth, Templator, Amnator, Accusator. I conjure you, all you Ministers of Love and of Fornication, by the One who compels all the days, that you consecrate and affirm this Wax image here present as much as is necessary in order to obtain my will through the virtue and power of the most holy Saint Adonay, who remains eternally throughout all Ages. Amen."*

When you have done all this, you should first make an image, as has been prescribed for this operation. If you need to write on the image, then you must do so with the quill pen and with quality ink, which will be described in due course. You should perfume the said image in the way that we shall discuss also in due course. Note: Refer to Clavicula Salomonis for the full instructions on how to consecrate the staff, quill, pen, ink, burin, perfumes, and other requirements.

### 3. The Love Spell

If there are any other solemnities that need to be observed, content yourself with what we have mentioned about them in their appropriate chapters. If you need to perform some invocation over the said image, then

perform it according to the particular method for this operation.

At the end of the Conjunction, you should do the perfuming and censuring, which we have already mentioned in the chapter concerning perfumes. While holding the image over the perfume, say the following words, or something similar:

*"Oh Eastern Asmodee, most shining, most excellent King, who reigns and who hath the command in Eastern Regions, whose Kingdom hath had commencement at the beginning of the World and which will endure until the end of the Ages. Oh Thou Paimon, King most glorious, who holds powerful dominion in the Western Regions of the Heavens. Oh Thou Egym, King most strong, whose Kingdom and Empire reaches into the cold regions of the North. O Thou Amaymon, King most noble, who holds sway over the regions of the South, I invoke you all with power and I pray to you with the authority of the One who spoke and who hath made all, and who, with one sole word gave birth to the world and whom all Creatures obey. By the Seat of his Majesty, by which He hath created the Ages before the permanent Ages, who is described with four letters, Jod, He, Vau, He, and by all the Talismans and their virtues, and by the great and august names of the Creator, that you may consecrate the image here present as it is fit and meet to do so and may you create it so that it may obtain and impel N.N. whom we also desire by the most holy name of Adonay, whose virtue hath no beginning and will have no end."*

After this, do the special conjunction for this operation again. If the woman arrives by this time, then all is well. But if she does not come, place the image beneath the pillow of her bed, making sure to conceal it and before three days are done or on the third day, you should see some wondrous and amazing things in regards to this woman, who will immediately come to be near you or will send a message or an envoy to you and in this way, you will complete the matters stated above satisfactorily. Iron chains will not be able to deter her and prevent her from coming to you!

## **50. Love Divination #1.**

On the Full Moon, hold the Image in your hands and say the following words:

light trance, and say, "*I ask to learn my love fortune.*" Now listen closely, as if trying to hear what your next-door neighbors talk, and you will learn what love has in store for you.

## 51. Love Divination #2.

St. Luke's Day was in years gone by a season for love-divination, and among some of the many directions given we may quote the subjoined, which is somewhat elaborate:--

Take marigold flowers, a sprig of marjoram, thyme, and a little wormwood; dry them before a fire, rub them to powder, then sift it through a fine piece of lawn; simmer these with a small quantity of virgin honey, in white vinegar, over a slow fire; with this anoint your stomach, breasts, and lips, lying down, and repeat these words thrice:--

*"St Luke, St. Luke, be kind to me,  
In dream let me my true love see!"*

This said, hasten to sleep, and in the soft slumbers of night's repose, the very man whom you shall marry shall appear before you.

## 52. Love Divination #3.

Take a daisy, and take one petal from it, saying, "*He loves me*", and then another petal saying, "*He loves me not*", and so on until the last petal which is your answer.

## 53. Love Divination #4.

Males take pulverized coral, powdered and mixed with white pigeon's blood; then they'll make a small human figure out of clay. wrap the clay

figure in a piece of blue taffeta, hang it from their necks, and put behind the sheet of the bedside a myrtle branch, and say while laying there the prayer:

*"Clementissime Kyrios, quod Abraham servo tuo dedisti uxorem Saram et filio ejus obedientissimo, admirabile per signum indicati Rebeccam uxorem: indica mihi ancillae tuae quem sim nuptura, virum in iis, qui in eorum commodum statutis, servo tuo quam sim nupturus uxorem."*

## 54. Love Divination #5.

Lovesick girls can pick a yarrow from a young man's grave, while saying:

*"Yarrow, sweet yarrow, the first that I have found, in the name of Jesus Christ I pluck it from the ground; as Jesus loved sweet Mary and took her for His dear, so in a dream this night I hope my true love will appear."*

Note: One can plant this yarrow plant, or milfoil, beforehand at the said grave.

## 55. Venus Incense.

Benzoin is a Venus incense. Burn it in Venus workings, to attract positive energies, and to clear blockages. To make a Venus incense blend, grind to powder benzoin and six Venus herbs, such as raspberry leaves, strawberry, yarrow, spearmint, vanilla, heartsease, rose, apple, burdock, &c.

## 56. To Make a Girl Think of You.

Take an agate, and lay the stone on her left breast when she is asleep.

## 57. To Gain Power Over One's Lover.

According to Vatsyayana, men anoint their members with salve made of *Phyllanthus emblica* before coitus to subjugate their women.

Note: Don't go overboard with magical ingredients. More than likely the tiniest drop of this stuff is enough; like in homeotherapy.

## 58. Love Incantation.

*Diana, beautiful Diana!  
Who art indeed as good as beautiful,  
By all the worship I have given thee,  
And all the joy of love which thou hast known,  
I do implore thee to aid me in my love!  
What thou wilt 'tis true  
Thou canst ever do:  
And if the grace I seek thou'lt grant to me,  
Then call, I pray, thy daughter Aradia,  
And send her to the bedside of the girl,  
And give that girl the likeness of a dog,  
And make her then come to me in my room,  
But when she once has entered it, I pray  
That she may reassume her human form,  
As beautiful as e'er she was before,  
And may I then make love to her until  
Our souls with joy are fully satisfied.  
Then by the aid of the great Fairy Queen  
And of her daughter, fair Aradia,  
May she be turned into a dog again,  
And then to human form as once before!*

## 59. To Prevent a Girl from Knowing Peace.

Lay a mandrake under the bed.

## 60. To Make a Girl Love You.

Burn valerian root to powder, mix a bit of the powder in a drink, and give this to the girl to drink.

## 61. Love Spell #1.

The oldest love spell. While doing the solo deed, think either of your crush or of a partner you haven't met yet.

## 62. Love Spell #2.

Pick a lily from a valley and, holding it, pray to God for the love you seek.

## PART IV. Miscellaneous Spells

## 63. Rain Spell.

Take a rug, and beat a rock with it so that the beatings resemble thunder.

## 64. To Stop Gossip.

To stop gossip say the psalm 37. "Fret not thyself", etc.

## 65. How to Make Cattle Return to the Same Place.

Pull out three small bunches of hair, one between the horns, one from the middle of the back, and one near the tail, and make your cattle eat it in their feed.

Note: Even if you're not a farmer, you can still use this and other old formulas creatively. For example you could draw from this spell formula to make something else that you own - or used to own - return to you.

## 66. How to Meet a Mermaid.

Throw a bladderwrack into the sea.

## 67. For Male Potency #1.

Drink milk mixed with sugar, the root of the uchchata plant [Blepharis edulis], the piper chaba [chavya], and liquorice.

## 68. For Male Potency #2.

Two ounces of cochineal, one ounce of gentian root, two drachms of

saffron, two drachms of snakeroot, two drachms of salt of wormwood, and the rind of ten oranges, the whole to be steeped in a quart of brandy, and kept for use.

## 69. For Hair Growth.

Comb your hair outside in the light of the moon.

## 70. To Find the Vampire's Grave.

Lead a virgin boy on a virgin horse at the cemetery. The horse will stop at the vampire's grave refusing to move.

## 71. A Wish Spell.

'You go to the fork of the road on Sunday morning before day, go there for nine times in succession before the sun rise and make a special wish, a special desire, and whatever you want to do, if it's to be a conjure or to be a bad person, then the devil comes there. First comes a red rooster, then after that the devil sends something else in the shape of a bear and after that he comes himself and takes hold of your hands and tells you to go on in the world and do anything that you want to do.'



## 72. To Fly in the Air in the Form of a Crow.

R	O	L	O	R
O	B	U	F	O
L	U	A	U	L
O	F	U	B	O
R	O	L	O	R

## 73. To Transform Into the Shape of Any One Thing.

Give the flower of rhododendron to a mermaid.

## 74. General Citation of All Spirits.

*Osola mica rama lamani*  
*Volase cala maja mira salame*  
*Viemisa molasola Rama Afasala*  
*Mirahel Zorabeli Assaja*

## 75. To Catch Fish.

Draw a picture of any type of fish inhabiting the river whose fish you wish

to catch. Do this in the hour of Venus and in the ascendant of Pisces when Jupiter is in it. First draw the fish's head, then its body, and then its tail, in this order, and finally put them together in one fell swoop. Make a thin silver pole and attach the real fish to the pole's end. This real fish should be the same type of fish that you drew. Erect the thing in a lead bowl vertically so that the real fish is at the top. Then put the fish-drawing in the bowl, fill the bowl with water, and enclose the bowl with the fish-drawing in it tightly so that no water leaks out. Throw the whole thing in the river. Because of the lead it'll sink to the bottom; and the fish will then come to it from all directions.

Note: Seeing that astrologically timed experiments of old like this one from Picatrix take a lot of anticipation, sometimes impossibly so, the modern magician can always attempt to mimic the required astrological moment with the magic of the Golden Dawn, if they know how and have faith as small as a mustard seed. So, if you need to catch fish sooner than ninety-nine years from now, go buy the silver and lead ingredients and catch the ritual fish, consecrate the ingredients, do your macrocosmic ritual coupled with conjurations, and go throw the thing in the river (again with a suitable conjuration which is the way old magic was worked), and fish with magic behind you *today*. An experiment like this can grant permanent fishing luck when it works, so keep an open mind and literally expect anything. And if you are a fisher and want to try this, but all of this is over your head don't give up: hit the books.

## 76. Another One for Catching Fish.

Make a tiny boat, such as a wooden or paper boat, and fill it with gifts. Write a letter addressed to Poseidon asking for fishing luck, and tie all of these up. Send off the boat into the waves.

## 77. Growing Sweet Melons.

Steep a sweet melon seed for two days in a syrup made of raspberries,

cinnamon, cardamom, two musk grains and finely ground ambergris. This syrup mustn't be thick and warm when you put it in the seed infusion; then sow the stuff over a layer of horse manure, and take care not to overwater and hope to avoid also excessive rains. If done properly this yields melons fit for the king.

Note: You can either grow sweet melons, or then *sweet melons* if you are a lady and that is your will. All old formulas can be read both literally and figuratively and have been practiced like that for centuries, with varying degrees of success. Note that the ingredients must be the same ingredients or otherwise it's a different formula. Repeat the 'shit' if it doesn't work on the first try....not all seeds germinate after all. Remember to write down all your experiments in your journal so that you'll know what you did and when and can learn from your failures. Also teach yourself the art of conjuration. A seed that has been conjured is no longer a mundane seed, but a magic seed.

## 78. To Cure Weakness of the Limbs.

Take the buds of the birch tree, or the inner bark of the root of the tree at the time of the budding of the birch, and make a tea of it, and drink it occasionally through the day. Yet, after having used it for two weeks, it must be discontinued for a while, before it is resorted to again; and during the two weeks of its use it is well at times to use water for a day instead of the tea.

Note: Generally the day & hour of collecting magical ingredients is Wednesday and the hour of Mercury, the planet of magic, unless the source says otherwise. Say your conjurations when collecting. One hour of Mercury is the first magical hour after Wednesday's sunrise; so, if the sun is rising or the sun has just risen and it is Wednesday then it is Mercury's hour. And preparing and ingesting the magic tea should be a magical procedure. So don't just go and chug it non-ritualistically or else it may go to waste.

## 79. To Restore Manhood.

Buy a (dead) pike from the fish market, and take the fish to a running water, there letting whale oil run into its snout, toss the fish into the stream, and then walk the stream upward, and you will recover your former strength and powers.

## 80. To Open All Locks.

Mistletoe with laserwort opens all locks.

Note: To make road opener incense a la Albertus Magnus, dry these two, grind them down to powder, and mix them; observing consecrations & conjurations. Traditionally the magicians referred in their conjurations of mistletoe and laserwort animistically as "creature of mistletoe" and "creature of laserwort", or "creature of herb", or "creature of plant", seeing these and other things as spirits, or at least in a ceremonial tone, "O mistletoe."

## 81. Sweeten a Person.

When you want a person to be sweet to you, write the person's name on paper, put the name-paper in a jar, and fill the jar with honey or sugar. Close the lid and burn a white candle on the jar.

Note: There are different versions of this spell around, and this is only one of them. Some burn a pink candle when they want the target to express romantic feelings. It's also common to write the sweetening wish on the name-paper.

## 82. For a Lawsuit.

It reads, if anyone has to settle any just claim by way of a law suit let him take some of the largest kind of sage and write the name of the twelve apostles on the leaves, and put them in his shoes before entering the courthouse, and he shall certainly gain the suit.

## 83. Spirit.

Pluto is a chthonic spirit from the Black Raven. Cast the magic circle, and say three times the General Citation of All Spirits, which is found in this book (ch.74), and say, "*Come Pluto, Come Pluto, Come Pluto*", and he will then turn up visibly or invisibly. State your business. To send him away, say:

*"O spirit Pluto + Portam Benedictam + Sic tecum quasias horas siece mila + Amen."*

## 84. Blessing a Pet.

St. Francis loved all living things. He is the name to pray to when you wish to bless or heal a pet. These are his prayers.

### Prayer #1

*"Good St. Francis, you loved all of God's creatures. To you they were your brothers and sisters. Help us to follow your example of treating every living thing with kindness. St. Francis, Patron Saint of animals, watch over my pet and keep my companion safe and healthy. Amen."*

### Prayer #2

*"Heavenly Father, our human ties with our friends of other species is wonderful and special gift from You. We now ask You to grant our special animal companions your Fatherly care and healing power to take away any suffering they have. Give us, their human friends, new understanding of our responsibilities to these creatures of Yours. They have trust in us as we have in You; our souls and theirs are on this earth together to give one another friendship, affection, and caring. Take our heartfelt prayers and fill Your ill or suffering animals with healing Light and strength to overcome whatever weakness of body they have."*

(Now tell the names of the pets needing prayer.)

### Prayer #3

*"Your goodness is turned upon every living thing and Your grace flows to all Your creatures. From our souls to theirs goodness flows, touching each of us with the reflection of Your love. Grant to our special animal companions long and healthy lives. Give them good relationships with us, and if You see fit to take them from us, help us to understand that they are not gone from us, but only drawing closer to You. Grant our prayer through the intercession of good St. Francis of Assisi, who honored You through all Your creatures. Give him the power to watch over our animal friends until they are safely with You in eternity, where we someday hope to join them in giving You honor forever. Amen."*

(Pray this prayer for nine days as a Novena to heal a sick pet.)

Note: Always buy at least three tall glass jar novena candles because the first two may burn faster than in nine days. Light the new candle with the previous candle's flame using a spaghetti. It doesn't matter if the last candle burns for longer than nine days, what matters is that you say the prayer for nine days.

## 85. To Gain the Submission of Men.

This secret comes from the Master Aptolcater (Mage of Adrianople). Take a piece of wood that is three fingers broad, a hook, and a chain. Tie these up with a cord with no knots and place the whole thing in a hole in the ground, making sure that it stays undisturbed [it is never dug up from the ground; it's meant to stay in the ground forever]. Next, write the charm on a piece of paper:

A EEE EEA  
AEE EEE EEA  
I I I I I I I I

Look at the charm by lamp light for one hour each night after midnight. Next, take the charm and boil it in clear water until there's nothing left of the writing. Hold your fingers before you and look at them, while repeating: "77-77-77-77-ANANANAN-KAKAKAKAKAK." Soon you will know that it's working. As soon as you feel the effect, go out into the street and notice how the first man you talk to is respectful towards you, even if he used to think that you are a fool. 'So said the mages that many who were dimwits at school became later famous and viziers of kings.'

Note: The formula doesn't say how many nights one is meant to look at the charm. But you can't go wrong with three consecutive nights. Speaking to the first male person you talk to is part of the formula. Repeating the operation until visible success - when it is obvious that the first male person you talk to respects you - is *one* way to go about this. As always observe the techniques of magic to increase your chance of success.

## 86. Simple Spell.

On the new moon, lay on your altar a photo or drawing that represents your wish. If it manifests by next new moon then great, but if not, remove the picture and try something else.

## 87. Miracle Prayer.

Supposedly this popular Catholic prayer has miracle powers.

*"Lord Jesus, I come before you, just as I am, I am sorry for my sins, I repent of my sins, please forgive me. In your Name, I forgive all others for what they have done against me. I renounce Satan, the evil spirits and all their works. I give you my entire self, Lord Jesus, now and forever. I invite you into my life, Jesus. I accept you as my Lord, God and Saviour. Heal me, change me, strengthen me in body, soul, and spirit. Come Lord Jesus, cover me with your Precious Blood, and fill me with your Holy Spirit. I love you Lord Jesus. I praise you Jesus. I thank you Jesus. I shall follow you every day of my life. Amen.*

*Mary, My Mother, Queen of Peace, all the Angels and Saints, please help me. Amen."*

## 88. Divine Boy.

The story of Divino Niño de Bogotá goes that in 1914 a Salesian priest from Italy named Father Rizzo was sent by his bishop to a ramshackle town in Bogotá, Colombia. Still in 1914, the pious Father was building a church despite his poor budget a few hundred miles north from Bogotá, when he saw a vision of the boy Jesus. In the struggling Father's vision the divine boy spreading his arms said to him: *Take me with you, I want to accompany you.*

Father Rizzo dropped his hammer and rushed to write down what he had just experienced. The first occurrence of Divino Niño was this Father Rizzo's vision. Nowadays every Colombian knows the Divino Niño. The boy in the Father's vision looked the same, and was in the same posture as, the Divine Child Jesus statue in Bogotá that we know these days and which was sculpted later. In the statue the standing child Jesus spreads his

arms like in the Father's vision. One of the alleged miracle powers of Divino Niño is fertility. No smoke without fire, of course, from time to time even real miracles happen. No doubt Divino Niño has blessed a couple or two with a child in his time. But be that as it may, the initiate does well to keep in mind that Divino Niño is a spirit, and not whatever one may think he is .. so if you read up on him and suddenly itch to buy his rosary or whatever, know that there is no spiritual need to do so.

To request his help burn a Divino Niño Jesus Novena. Don't kick poor people in the ankles if you pray to Divino Niño. If he comes through make a donation to charity in his name, \$7 or \$77 is enough.

### Prayer

*"Divine Child Jesus,*

*In my difficulties: help me*

*From the enemies of my soul: save me*

*In my errors: enlighten me*

*In my doubts and pains: comfort me*

*In my solitudes: be with me*

*In my diseases: invigorate me*

*When others despise me: encourage me*

*In temptations: defend me*

*In difficult hours: strengthen me*

*With your maternal heart: love me*

*With your immense power: protect me*

*And, into your arms, when I die: receive me Amen."*

## **89. Mugwort.**

*Artemisia vulgaris*, or mugwort, is associated with prophetic dreams, safe travel, lucid dreaming, astral projection, and warding off evil spirits. Mugwort is sacred to Artemis. The Roman name of Artemis is Diana. To think that a common plant has all these properties is unfathomable. Maybe it has something to do with the goddess, who knows. Be that as it may,

users claim that mugwort is at least genuinely psychoactive as a dream enhancer. As long as one is not allergic or pregnant mugwort can be safely smoked in herbal cigarettes or drunk as a tea for a week at a time.

Mugwort is used in dream pillows.

You probably don't want to keep mugwort in your sandals when walking long distances, because that'd be weird; they used to do that to prevent fatigue brought on by long journeys, but you could wash your crystal ball and scrying mirror with mugwort tea to amplify clairvoyance. So why not utter a few words over mugwort tea to Artemis or Diana, maybe letting the tea catch some rays from the full moon, and use the blessed mugwort tea as scrying tool wash.

## **90. A Happy Home Spell.**

Make dessert for everyone who lives with you while intending a happy home. Say (or think) blessings for a happy home over the servings.

Note: Doesn't turn an unhappy home happy. If you're a stressed out murder detective, try therapy instead.

## **91. Animal Guardian.**

To prepare for this ritual, pathwork Mars/Geburah at least once.

Obtain a figurine of a fierce animal. Some good ones include: the gorilla, elephant, big dog, panther, wolf, and eagle. Don't choose lizards, worms, insects, or anything that lives in the ocean. Consecrate the figurine on Wednesday and on the planetary hour of Mercury. For example you can sprinkle the figurine of your chosen animal with holy water, and then hold the figurine in frankincense smoke while praying to <the divine principle> to consecrate it, asking that the figurine would only attract a good animal guardian spirit.

Think of the figurine as the animal guardian's sigil. The figurine is only symbolic, so you don't enslave a spiritual being in any way when using this ritual. You'll make a contract with Mars, and that's it. No animal spirits were harmed in the making of this chapter.

On Tuesday, and on the planetary hour of Mars, put the figurine at the center of a pentagram made of five red candles. The figurine should stand at the center of the candle-pentagram facing you and the west, either on the altar (the altar should be in the magic circle), or in the circle sans altar.

Magic is an art, so if anything about this ritual doesn't feel right to you, then feel free to switch/change around things until the ritual feels perfect to you.

Do the LBRP. Open the circle and the watchtowers. Light the five red candles, and a stick of pine or another stick of Mars incense. Invoke Mars by the hexagram ritual. Then, recite an invocation of Mars or fill the temple with red energy. Make it your goal to feel Mars.

After invoking the Mars sphere, with your wand draw the divine names of Geburah in Hebrew over the figurine, visualizing the letters in brilliant white. The Hebrew names of the god-name, archangel, angel, planetary intelligence, and planetary spirit of Geburah suffice. These are the same Golden Dawn names that are printed in every book. This is an intermediate-level ritual so you should easily know them.

Next, imagine the animal's astral form towering over the figurine as a formidable ghost. Visualize this astral form huge and tall around the figurine. The astral form should look like the same animal: gorilla for a gorilla. Imagine the ghost having a formidable dark red aura. Hear it roar...

Once you have formulated the animal's astral form, tap the figurine five times with the wand. Then point at the figurine with the wand, and say something like:

*"By the burning names of Madim, by Elohim Gibor, the Mighty Gods, and by Khamael, and by Seraphim who are the Fiery Serpents, and by Yod Heh Vau Daleth, and by Tharshish and Tharshishim, and by Hekel Zakoth! By Graphiel, Graphiel, Graphiel, Graphiel, Graphiel. And by Bartzabel,*

*Bartzabel, Bartzabel, Bartzabel, Bartzabel. I command you, oh mighty and martial spirit of <name of animal>, to possess and take over this Creature of Base, as the soul enters and takes over the body at birth, and to be my guard for as long as this Creature of Base existeth. Fail not to protect my body, mind, and soul, O spirit of <name of animal>, even as your lord Elohim Gibor never turns his back on those who cry out to his name. From henceforth you are bound as my loyal protector. So mote it be."*

Now compress the ghost into the figurine until it's about the figurine's size. Then seal the deal by drawing a brilliant white equal-armed cross over the figurine with the wand. Banish Mars by the Hexagram ritual. Snuff out the red candles. Close the watchtowers and the circle. Do the LBRP, thanking Elohim Gibor.

The ritual is over! You can then place the figurine somewhere in your home where it can see you now and then. Remember to keep your new turret active on the magical plane by making it an offering every new moon and full moon, or something like that. When making your offerings you can fold your hands, bow your head, and pray for the sacred animal's protection. Showing a little respect goes a long way.

## 92. Dream Divination.

Write your question on a piece of paper. Read it aloud before going to sleep, and sleep with the question-paper under your pillow. Write down your dreams after waking up. If you got your answer, all is well; but if not, say the question each night before sleep and write down your dreams each morning until you get your answer.

Sleeping with anything unnatural under your pillow may ruin your sleep. If that happens, leave the piece of paper out and only say the question. There are variations of this dream divination method. Some say the question three times, some sleep with a poppy pod under their pillow with the question-paper inside it, poppy being sacred to Hypnos, et cetera.

### 93. On Poppet Spells.

Poppet spells are as old as mankind. They are a form of sympathetic magic and can be cast for every purpose. You don't need Irish moss, infamous needles, nor anything else that's prevalent in Afro-American magic to cast a poppet spell. Sure you can sew up a poppet filled with voodoo materials and use it as a pincushion but it isn't necessary because there are many different ways to cast poppet spells. This family of spells is universal and poppets are made from many materials.

Paper is one material you can use in your poppet workings.

The poppet may represent a person, animal, or concept. If you wish to heal your cat, use a cat shaped paper poppet in your energy healing session or healing spell. If you want a husband, either cut a male human shaped poppet, giving him a wide chest and the sexual organ, or cut the poppet without gender distinctions. And if it's a wife you want, give the poppet breasts and wide hips, or, again, cut it into the shape of a sexless dough human. The poppet can be scissored from paper whose color corresponds with the spell's intent. And if the spell is targeted, you can cut the poppet from paper that is the same color as the target's zodiac color.

Inscribe the target's name or initials on the poppet's chest to further identify it with the target. If your aim is to influence the target, write or carve the command, e.g. *Marry me!*, on the poppet's head. And when you consecrate the poppet, murmur in the conjuration something like, "*You are no longer paper (wax), you are Joe Smith. Whatever I do to you happens to Joe Smith*", creating thus magically the sympathy.

Another material you can use in your poppet spells is wax.

Just like with paper, you can use colored wax. Wax dolls imitate real life people, animals, or concepts, and, like paper poppets, wax dolls can be burned in the brazier. But when it comes to wax, you get to watch the doll melt for a longer moment, after all paper burns very fast. Seeing an unwanted person you wish to disappear from your life "disappearing" slowly before your eyes as the wax melts speaks to your unconscious very accurately. Before burning the poppet you can recite a chant or conjuration

that invokes the forces and explains your intent, perhaps by simultaneously holding the poppet in the brazier's fumes, or you could work over it while it lies on your altar or in the triangle of manifestation, &c. In any case the working should take place on magically corresponding day and hour. Burning the poppet is not a *negative* gesture. When you burn the paper poppet or wax doll in the brazier, know that you release the spell into the hands of the universe - same thing as when burning a figural candle. Not burning the poppet allows you to perform more workings over it.

### 94. For Hopeless Cases.

St. Jude, or Judas Thaddaeus, was one of the twelve apostles of Jesus. He is the popular patron saint of lost causes. Tradition maintains that Jude was martyred for his faith while proselytizing in ancient pagan Persia. After his death some Christians mistook Judas Thaddaeus for Judas Iscariot because of their similar names (who wouldn't), and prayed to him when all other bridges had burned. Story goes that St. Jude became very eager to help everyone who prayed in his name to prove Jesus his loyalty. One of his alleged miracle powers is healing. To petition St. Jude, say this prayer, or any other prayer of his, for nine consecutive days while burning his prayer candle.

#### Prayer

*"Oh glorious apostle St. Jude, faithful servant and friend of Jesus, the name of the traitor who delivered thy beloved Master into the hands of His enemies has caused thee to be forgotten by many, but the Church honors and invokes thee universally as the patron of hopeless cases--of things despaired of. Pray for me who am so miserable; make use, I implore thee, of that particular privilege accorded thee of bringing visible and speedy help where help is almost despaired of. Come to my assistance in this great need, that I may receive the consolations and succor of heaven in all my necessities, tribulations and sufferings, particularly..."*

*(State your request)*

*I promise thee, O blessed St. Jude, to be ever mindful of this great favor, and I will never cease to honor thee as my special and powerful patron, and to do all in my power to encourage devotion to thee. Amen."*



## 95. Beauty Spell.

Black mirrors correspond with the Moon. To charge a black mirror for your magic, its surface should reflect the full moon, and Diana, Aradia, Gabriel, or another lunar deity should be asked to bless it, at which time the rays that fall upon it are no longer the moon's, but that deity's. The mirror should then hear you say that it is yours and nobody else's, so that it

won't hypnotize nosy family members and friends. Generally only lunar symbols or lunar names are inscribed on the black mirror.

On a day and hour of Venus, in your circle, show the black mirror a full body picture or photo of a naked attractive human being of your sex. A perfect nude ten. And, with your imagination, radiate the black mirror with the photo until it's fully loaded with the person in the photo's attractiveness. If you want you can chant a power chant like *"Eko Eko Azarak, Eko Eko Zomelak, Eko Eko Cernunnos, Eko Eko Aradia"* or another one such as *"Isis Astarte Diana Hecate Demeter Kali Inanna"* to support your will while doing this charging of the black mirror with the pic or photo. If you use a power chant you should still do the will gesture, too. Then, sit down in front of the mirror, and visualize in the mirror for a long moment the most perfect human specimen of your sex that you can possibly imagine. Or visualize the person in the pic or photo if it's easier that way (in this case you could look at the pic or photo to bring back to memory what they look like). The visualized psychic image will come and go, because your concentration will wax and wane, but that's okay, there's no need to visualize continuously. When you begin to tire out, with your mind, repeating the power chant if you want, release the black mirror's attractiveness-charge letting it transfer into you. Feel, know, and visualize that your body looks like your beauty goal. Be proud and happy in your new body as if your will has already manifested. When you're ready, say something like:

*"By nine times nine, by Goddess kind, what is hers (his) is also mine  
Mirror, mirror, now you see, I am her (him) to the tee  
By nine times nine, by Goddess kind, what is hers (his) is also mine  
Mirror, mirror, now you see, I am her (him) to the tee  
By nine times nine, by Goddess kind, what is hers (his) is also mine  
Mirror, mirror, now you see, I am her (him) so mote it be!"*

Desire your goal like your life depends on it, and want it with every fiber of your being. Ideally repeat the spell daily on a Venus hour. The universe might then change you or guide you in some way, but rather obviously I can't speak for the universe, so, being honest, I can't foretell what will happen.



## 96. Change Your Eye Color.

You can try this exercise using an ordinary mirror. Full moon is a good time to try it out.

To support your will you can hold in your hand a pair of contact lenses of your desired eye color. Closing your eyes, visualize your desired eye color. That is, if you want to see green eyes in the mirror, then visualize yourself having green eyes for several minutes. Keeping your eyes closed, let the visualization fall into the background, and say 100 times: "My eyes are green." [Replace green with the eye color you want.] Then, still keeping your eyes closed, say something like, "So must it be!"

Open your eyes. Spend a moment in silent contemplation. Admire the candle flames or smell the incense if you burn either. Now look in the mirror. Whether your eye color changed or not, say something like, "*I thank you mighty spirit. My spell is finished. Farewell for now, and blessed be.*"

Once you pull this off, even for a second, you have successfully tapped into the psychic power of shapeshifting. First your skeptical mind might tell you that what just happened was self-hypnosis, but when you hear a confirmation from a friend, or witness your friend's eye color change, you'll know that shapeshifting is as real as the printer.

## 97. Group Spell for Beginners.

Newcomers to occultism can try this one. Everyone writes a personal wish on a small piece of paper. Fold the papers and write your names on them so that they can be identified. Put an overturned saucer on the wish-papers and burn a white candle of any shape on the saucer's label side until the flame has almost gone out. Everyone takes the wish-paper with one's name on it without revealing the wish to others, and each one burns their own wish-paper in the candle flame while focusing on the wish and thanking the universe silently (or thank aloud it doesn't matter). Leave the candle burning until the flame goes out. This is like visiting the church with your

friends and nothing more sinister than that. Sometimes prayers are answered, maybe one of you gets lucky.

## 98. Tonka Bean Spell.

Make a wish and throw seven tonka beans in the river.

## 99. Jinn Summoning Incense.

You too must've dreamed at least once of meeting a walking and talking jinni, or jinnia. The genies of the pre-Islamic Arabian world, that world later got Islamized, pretty much, are said to be supernatural entities made of smokeless fire. There is a saying about two sunrises; the sun that rises in this world is the first sun, and the sun that rises in the world of the jinn is the second sun. Indeed, in the Islamic culture it is believed that the jinn exist in their own world, where they live in tribes, have families, and even die when the time comes, after a supposedly long wait. The tribe system is hierarchical: the good jinn live in good jinn tribes, and the evil jinn in evil jinn tribes. Marid, the blue wide-chested genies who ooze out of magic lamps are thought to be the most powerful jinn tribe. Marid are the ones who grant wishes. Because the jinn are supernatural, they prefer not to show themselves to *us*, the inhabitants of *this* world. It is recommended to only meditate on the jinn inside a protective circle.

### Jinn Summoning Incense Blend

One stick of frankincense and one stick of coriander.

## 100. Words of Jinn.

Reciting the seventy-second surah of the Quran is said to protect from evil eye, magic, witchcraft, and the evil plots of the jinn. And they say that if

you say it 40 times a day for 40 days you will see the jinn, but don't quote me on that.

## 101. Enchanted Water (expert).

On the hour of Venus, wash a lapis or crystal bowl or similar in rosewater, and let it dry. On the day and hour of Venus, draw the kamea of Venus with honey on its water side, fill it with spring water, and, burning benzoin or incense, imagine on the water's surface 'A naked girl near an adult man, the adult man wears a chain necklace, behind the naked girl stands a young child holding a sword'. Chant the conjuration over it 7, 14, 21, or 28 times. Again visualize the magical image, and drink the water.

### Conjuration

"The words of the benevolent spirits of Venus. O mistress of the evening and morning star, queen of the night sky Venus; the Lady who chains the boy to the girl, and the girl to the boy, acknowledge my prayer. Lachrymosely I've said to God: 'I lie sleepless on my bed. I'm forgotten in the shadows when my neighbor holds his wife. I'm forgotten in the shadows when my neighbor holds her husband. For longer than I care to admit I've walked past unpicked roses'. But because He didn't answer my prayer, I turned to magic.

I invoke you by Queen Venus: O **Zoba'ah, Zoba'ah, Zoba'ah**: I invoke you by the pentagram: **Zoba'ah, Zoba'ah, Zoba'ah**: I invoke you by the hexagram: **Zoba'ah, Zoba'ah, Zoba'ah**: I invoke you by the Lord Most High: **Zoba'ah, Zoba'ah, Zoba'ah**: I invoke you by Anael of Heaven: **Zoba'ah, Zoba'ah, Zoba'ah**: I invoke you by the Holy Guardian Angel: **Zoba'ah, Zoba'ah, Zoba'ah**: You I invoke: **Zoba'ah, Zoba'ah, Zoba'ah**: to command the spirits of Venus to gather visibly or invisibly to bless, charge, and consecrate this water with my intent.

And I stir you all amorous spirits who are hidden. I stir you all amorous spirits who are visible. I stir you all amorous spirits who move in the Fire. I stir you all amorous spirits who move in the Water. I stir you all amorous spirits who move in the Air. I stir you all amorous spirits who move in the Earth. I strongly conjure, compel, stir, and command you all spirits of Venus by the Jinn King of Zohara Zoba'ah. Come from the north! Come

from the south! Come from the east and the west! Come by the sky which returns rain, and by the earth which cracks open. Come by: **Gabriel, Gabriel, Gabriel**: come by: **Anael, Anael, Anael**: and by flowery **Zoba'ah, Zoba'ah, Zoba'ah**: and bless, charge, and consecrate this your water, O jinn of Venus, for surely Allah is strong. By

**Ya-Allah [x3], Ya-Rahman [x3], Ya-Rahim [x3], Ya-Malik [x3], Ya-Quddus [x3], Ya-Salam [x3], Ya-Mu'min [x3], Ya-Muhaymin [x3], Ya-Aziz [x3], Ya-Jabbar [x3], Ya-Mutakabbir [x3], Ya-Khaliq [x3], Ya-Bari [x3], Ya-Musawwir [x3], Ya-Ghaffar [x3], Ya-Qahhar [x3], Ya-Wahhab [x3], Ya-Razzaq [x3], Ya-Fattah [x3], Ya-Alim [x3], Ya-Qabid [x3], Ya-Basit [x3], Ya-Khafid [x3], Ya-Rafi [x3], Ya-Mu'izz [x3], Ya-Mudhill [x3], Ya-Sami [x3], Ya-Basir [x3], Ya-Hakam [x3], Ya-Adl [x3], Ya-Latif [x3], Ya-Khabir [x3], Ya-Halim [x3], Ya-Azim [x3], Ya-Ghafur [x3], Ya-Shakur [x3], Ya-Ali [x3], Ya-Kabir [x3], Ya-Hafiz [x3], Ya-Muqit [x3], Ya-Hasib [x3], Ya-Jalil [x3], Ya-Karim [x3], Ya-Raqib [x3], Ya-Mujib [x3], Ya-Wasi [x3], Ya-Hakim [x3], Ya-Wadud [x3], Ya-Majid [x3], Ya-Ba'ith [x3], Ya-Shadid [x3], Ya-Haqq [x3], Ya-Wakil [x3], Ya-Qawiyy [x3], Ya-Matin [x3], Ya-Waliyy [x3], Ya-Hamid [x3], Ya-Muhsi [x3], Ya-Mubdi [x3], Ya-Mu'id [x3], Ya-Muhyi [x3], Ya-Mumit [x3], Ya-Hayy [x3], Ya-Qayyum [x3], Ya-Wajid [x3], Ya-Majid [x3], Ya-Wahid [x3], Ya-Ahad [x3], Ya-Samad [x3], Ya-Qadir [x3], Ya-Muqtadir [x3], Ya-Muqaddim [x3], Ya-Mu'akhhir [x3], Ya-Awwal [x3], Ya-Akhir [x3], Ya-Zahir [x3], Ya-Batin [x3], Ya-Wali [x3], Ya-Muta'ali [x3], Ya-Barr [x3], Ya-Tawwab [x3], Ya-Muntaqim [x3], Ya-Afuww [x3], Ya-Ra'uf [x3], Ya-Malik-al-Mulk [x3], Ya-Dhu-al-Jalal wa-al-Ikram [x3], Ya-Muqsit [x3], Ya-Jami [x3], Ya-Ghani [x3], Ya-Mughni [x3], Ya-Mani [x3], Ya-Darr [x3], Ya-Nafi [x3], Ya-Nur [x3], Ya-Hadi [x3], Ya-Badi [x3], Ya-Baqi [x3], Ya-Warid [x3], Ya-Rashid [x3], Ya-Sabur [x3]**

(State your intent). So mote it be!"

Note: To us pakehas the kamea of Venus means the number square with 22 in the upper left corner, 4 in the upper right corner, 28 in the bottom right corner, and 46 in the bottom left corner.

\*\*\*

The next few paragraphs are a bit complicated. Anyway. Next day the sombre master, who did this spell hundreds of years ago, recited the conjuration over *new* water, maybe on the correct planetary hour(s), or on different intervals of day, i.e. in the morning, in the afternoon, in the evening, and before hitting the sack, reciting the conjuration rapidly a number of times divisible by seven (seven being here a universal number and not the number of Venus per se). He repeated the ordeal over a new water daily, drinking every water, perhaps for a season; for three months, or for two seasons; for six months. Who knows if for three seasons in a row, even! Until one day, when something happened, and he became the man that history knows as that guy who was buddies with the sultan, or who at least met the sultan more than once.

I know that enchanting that many bowls of water sounds like a lot of effort for potentially nothing, but some people paint sixteen hours a day. Most painters never make it as an artist. And there are no promises that jinn occultism will take you from your life and put you in a happier life. But there are more things between heaven and earth. Of course the supernatural can produce wonders. I bet everything in fairy tales has happened thousands of times. Materialism isn't the metaphysical nature of the universe, if it was all of us could do everything in every occult book, and nothing would happen to anyone. This simply isn't the case.

Grimoires promise rare miracles. But when you (not that I'm talking about *you*) take a "sigil" from an old textbook of magic, and even draw a "circle" on the floor and perform a "ritual", and yet, even after having all those fascinating concepts visibly present, you'll still wake up miserable in the morning. Which begets the question: What did you do wrong? But there is no wrong in art. Doing it wrong for a month is a lot better than nailing it once. You just didn't fail often enough. I mean we aren't building cars, we are petitioning the universe. The statement of intent is a wish. And like we know wishes don't always come true.

The ancient master didn't perform his spell only once because he knew that God is saturnal. How many times have you petitioned Shani to cut you some slack? Of course you couldn't have unless the thought crossed your mind, but be that as it may, Saturn sets its limits in our lives, and magicians attempt to uncross or road-open 'Shani'. It doesn't matter which deity or hoodoo product you use for petitioning the universe to loosen its

saturnal grasp on you, Saturn is all the same a magical reality that bogs us down. And because of the circumstances of earth the ancient master had to perform his spell repeatedly before getting his result. Otherwise occultism would require no effort and every joe off the street would practice it!

The divine names of the Asma ul Husna, "*Ya-Allah [...] Ya Sabur*", aren't likely the ones the ancient master applied. They used many different conjurations-within-the-conjuration in Islamic occultism, such as the Jaljalutiyah and Birhatiyah conjurations. The 99 names of Allah are the most well-known divine names of Islam, and many of them are epithets of God in the Quran. They're sorta like a placeholder conjuration-within-the-conjuration in this chapter, for many reasons, and so that the reader gets the difference between the conjuration-within-the-conjuration, in this case the Asma ul Husna, "*Ya-Allah [...] Ya Sabur*", and the *entire* conjuration "*The words of the [...] So mote it be!*" that makes the conjuration a Venus conjuration. The highly energetic Asma ul Husna is fine for a one-off spell. But because the Asma ul Husna is full of energy it's not ideal for daily use. If you are more into this 'jinn stuff', then it's a good idea to use a traditional conjuration-within-the-conjuration in its place. E.g. the Birhatiyah. I bet any occultist worth their salt can figure out how to replace the Asma ul Husna with the Birhatiyah, which one will find with an online search, if they are interested in enchanting bowls of water often, and not just once in a blue moon.

Note that even if you replace the Asma ul Husna with one of the conjurations-within-the-conjuration from Islamic occultism, like the Birhatiyah, the conjuration of this chapter is still for Venus. Zoba'ah is the jinni that rules Friday (Venus). In order to write a conjuration for another planet you need to write it from scratch for that planet no matter which conjuration-within-the-conjuration you use. The seven planetary ruler jinn of Arabic magic are: **Marah** (Moon), **Al-Ahmar** (Mars), **Barqan** (Mercury), **Shamhurash** (Jupiter), **Zoba'ah** (Venus), **Maymun** (Saturn), and **Al-Madhab** (Sun). I don't share the Birhatiyah conjuration here, because I don't want the unsuspecting reader to just take it and the seven planetary ruler jinn without knowing what they are doing: it'd be like taking a bunch of Goetic names (i.e. the planetary ruler jinn) and names that arouse them, like for example the enns (i.e. the Birhatiyah), and I can't tell what the reader would experience. The enns are a simile; but the Goetics are not a simile only, because these demons - or "jinn" which is a

cultural lense - are like the seventy-two spirits of Goetia. With the exception that these seven demons are very much planetary.

Picatrix is incomplete in that the grimoire doesn't give the conjurations, but since Picatrix was written by hand it would've been impractical to painstakingly write everything in it. With a little thought you *can* use Picatrix pretty much like the masters buried in the sands of time did. But frantically practicing Islamic occultism may burn your back pockets when the higher plane energies finally catch up on you. Which may be the reason why Picatrix doesn't give the conjurations. Conjurations-within-the-conjuration like the Birhatiyah weren't exactly guarded secrets, though, they are widely available in the manuscripts of the Arabic speaking world. But it's unwise to dabble in Picatrix too deeply. When a historical horseman rides slowly behind the window, as if about to park his horse, perhaps being a spitting image of Genghis Khan's soldiers, almost anyone would run to the hills. So the deep end of Picatrix, demons, isn't for everyone.

\*\*\*

But, that's enough about one thousand and one nights . . .