The background image is a photograph of a voodoo altar. The altar is a white, textured wall with several red 'X' marks drawn on it. A black rectangular sign is mounted on the wall, containing the title 'The Voodoo Hoodoo Spellbook' in white serif font. Below the sign, the author's name 'by Denise Alvarado' is written in a smaller, black serif font. In the foreground, a woman with dark hair, wearing a brown shawl and a light-colored headwrap, looks towards the camera. To her left, a colorful voodoo doll with a black afro and a red mouth stands on a wooden base. Other items on the altar include a purple vase, a white plastic cup, and various colorful flowers and offerings. A small, dark, arched opening is visible on the left side of the altar wall.

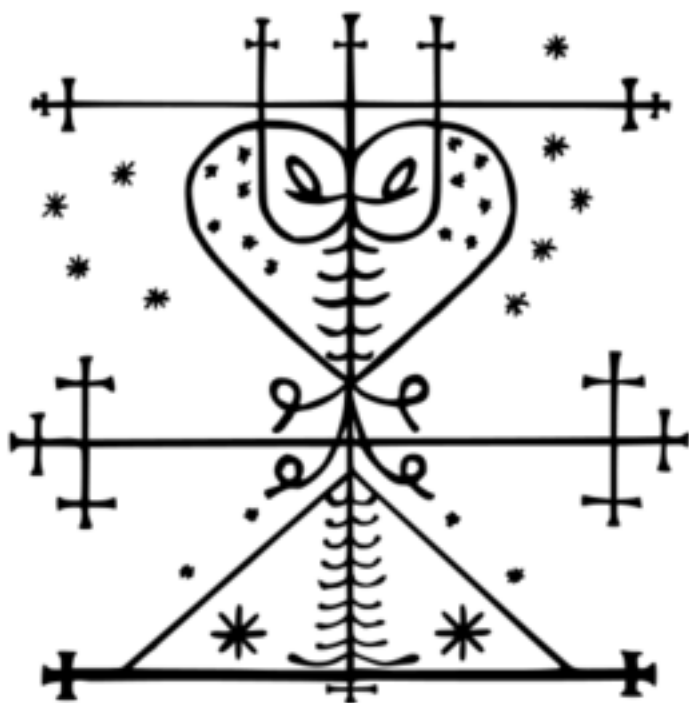
# The Voodoo Hoodoo Spellbook

by Denise Alvarado

# The Voodoo Hoodoo Spellbook

by

Denise Alvarado



The Voodoo Hoodoo Spellbook, Copyright © 2009 Denise Alvarado, All rights reserved. No part of this publication may be reproduced or transmitted in any form or by any means, electronic, or mechanical, including photocopy, or any information storage and retrieval system, without permission from the author and publisher, except in brief quotations embodied in critical articles and reviews.

All artwork and photography is by Denise Alvarado or in the public domain.

Other books by this author:

The Voodoo Hoodoo Spellbook

A Guide to Serving the Seven African Powers

Voodoo Dolls in Magick and Ritual

A Guide for Invoking the Divine Power of Exu

A Pictorial Guide to Voodoo Dolls

The Gypsy Magic Spellbook

# Table of Contents

DISCLAIMER AND LEGAL NOTICE .....	xiii
Introduction.....	i
CHAPTER I: The Basics .....	1
WHAT IS NEW ORLEANS VODOO.....	2
HOODOO? .....	2
Crossing and Uncrossing.....	6
Foot Track Magic.....	7
Floor Washes .....	7
Laying Tricks .....	8
Spiritual Baths.....	10
THE HOODOO ALTAR.....	11
CHAPTER II: The Voodoo Pantheon.....	13
THE NATIONS .....	14
Rada Loa.....	15
Petro Loa .....	15
Congo Loa .....	15
Nago Loa.....	16
Guede Loa .....	16
THE SEVEN AFRICAN POWERS .....	16
Papa Legba (Ellegua, Legba, Exu, Eshu).....	16
Ogun (Ogoun) .....	18
Changó (Xango, Shango) .....	19
Obatalá .....	20
Oyá (Yansa) .....	21
Yemayá (Yemoja, Iemanja).....	22
Oshun (Oxum) .....	23
OTHER IMPORTANT LOAS .....	24
Adjassou-Linguetor.....	24
Agwé (Agoué).....	25
Ayizan.....	25
Ayida Wedo .....	25
Azaca-Tonnerre .....	26

Babalú-Ayé.....	26
Baron Samedi.....	27
Black Hawk.....	27
Damballa Wedo .....	28
Dan Petro .....	28
Diable Tonnere .....	28
Dr. John.....	29
Eleggua .....	29
Erzulie Freda.....	29
Erzulie Dantor .....	29
Gran Bwa.....	30
Grand Maître .....	31
Guede .....	31
Kalfu (Carrefour, Kalfou).....	31
La Sirène .....	32
Lemba.....	32
Li Grand Zombi.....	32
Limba.....	33
L'inglesou.....	33
Loco .....	33
Mait' Carrefour.....	33
Manman Brigitte .....	34
Marrassa.....	34
Marie Laveau.....	35
Marinette.....	35
Mombu Mombu.....	35
Nago Shango.....	36
Papa Guede.....	36
Pie.....	36
Queen Esther.....	36
Simbi.....	37
Sobo .....	37
Sousson Pannan .....	37
Ti Jean Quinto .....	37
Ti Jean Petro .....	38

CHAPTER III: The Saints .....	39
FEAST DAYS .....	42
CHAPTER IV: Prayers, Novenas, and Psalms .....	45
THE PRAYERS .....	45
The Apostle's Creed.....	45
Hail Mary .....	46
Home Blessing.....	46
The Lord's Prayer.....	47
Prayer for the Home .....	47
Prayer to the Seven African Powers .....	48
Prayer to St. Joseph for Protection.....	48
NOVENAS FOR SPECIAL INTENTS .....	48
St. Barbara .....	49
St. Expedito .....	49
St. Jude .....	49
St. Lazarus .....	49
Miraculous Mother.....	50
St. Michael .....	50
O.L.-Perpetual Help.....	50
Seven African Powers. ....	50
THE PSALMS.....	51
CHAPTER V: Candle Magick.....	53
COLOR SYMBOLISM .....	56
CHAPTER VI: Prepare to Mesmerize .....	58
TOOLS AND SUPPLIES .....	58
INCENSES AND RESINS.....	59
HERBS, PLANTS, AND ROOTS .....	60
STONES AND MINERALS.....	65
ASSORTED OBJECTS AND CURIOS .....	66
CHAPTER VII: Oils and Potions.....	70
CARRIER OILS.....	71
MAKING MAGICKAL OILS .....	71
Precautions .....	72
Storage.....	74
FORMULAS .....	75

Abramelin Oil .....	76
Altar Oil.....	79
Anointing Oil.....	79
Attraction Oil.....	79
Attraction Love Oil.....	80
Bend-Over Oil.....	80
Black Arts Oil .....	80
Blessing Oil.....	81
Blessing Oil (2).....	81
Come to Me Oil.....	82
Confusion Oil .....	82
Dream Potion .....	83
Erzulie Freda Floral Perfume Oil.....	83
Essence of Van Van.....	83
Fast Luck Oil .....	84
Four Thieves Vinegar.....	84
Gambler's Luck Oil.....	85
Holy Anointing Oil .....	85
Holy Oil of Aspiration .....	85
Hoodoo Love Drawing Oil.....	86
Legba Oil (St. Anthony).....	86
Louisiana Van Van Oil.....	87
Marie Laveau's Peace Water or Five Holy Waters.....	88
Ogun Oil (St. John the Baptist Holy Oil).....	88
Oshun Oil (Caridad del Cobre Holy Oil).....	88
Peace Oil.....	89
Protection Oil .....	89
Revenge Oil .....	89
Yemayá Oil (Mary, Star of the Sea Holy Oil).....	90
CHAPTER VIII: Recipes for Magickal Voodoo Inks.....	91
Bat's Blood Ink .....	92
Dove's Blood Ink.....	92
Dragon's Blood Ink .....	92
CHAPTER IX: Spiritual Baths and Floor Washes.....	94
SPIRITUAL BATHS .....	94

Preparing the Ingredients .....	96
Kanaga Water .....	96
Kanaga Water #2.....	97
Eau de Cologne .....	97
Purification Bath.....	98
White Bath for Purification.....	99
Yellow Bath for Attraction.....	99
Blue Bath for Protection.....	99
Green Bath for Health and Wealth.....	100
Red Bath for Courage .....	100
Purple Bath for Power .....	101
FLORIDA WATER.....	101
Florida Water Formula #1 .....	103
Florida Water Formula #2 .....	103
MAGICKAL BATHS TO STOP NEGATIVITY .....	104
Bath #1.....	104
Bath #2.....	104
Bath #3.....	104
Bath #4.....	104
Bath #5.....	105
Bath #6.....	105
Magickal Bath to Promote and Foster Love .....	106
CHAPTER X: How to Make a Gris Gris Bag.....	107
CHAPTER XI: Hoodoo Powders and Gris Gris .....	109
Algier's Powder.....	109
Algier's Fast Luck Powder .....	110
Aunt Sally's Dream Powder .....	110
Blessings Powder .....	110
Controlling Powder.....	111
Drawing Powder.....	111
Goofer Dust .....	111
Graveyard Dust.....	112
Hot Foot Powder.....	112
Jinx Removing Powder .....	112
Money Drawing Powder .....	112



CHAPTER XII: Talismans .....	113
How to Consecrate a Talisman.....	114
THE TALISMANS.....	115
Loa Exu .....	116
Satori Square .....	116
Pentagram .....	116
Celtic Talisman.....	117
Love.....	117
Loa Kalfou.....	117
Four Leaf Clover.....	118
Pomba Gira.....	118
Marie Laveau.....	118
Ogun.....	119
Damballah Wedo .....	119
Loa Marinette.....	119
Power.....	120
La Sirene .....	120
Ayida Wedo .....	120
Sexual Potency .....	121
Winning Court Cases .....	121
Prosperity.....	121
Luck and Friendship .....	121
To Conjure Celestial Powers .....	122
For Wealth and Riches .....	122
Seal of the Choir of the Ministering Archangels .....	122
True Seal of the Choir of Hosts (the Second Seal of Solomon).....	123
Chapter XIII: The Spells .....	124
A Note about Animal Sacrifice.....	124
BANISHING SPELLS .....	125
Banish Illness .....	125
Enemy be gone .....	126
Ritual to Get Someone Out of the House .....	126
To Get Rid of a Troublesome Neighbor .....	127
Banishment and Equalizer Spell .....	128
<i>Psalm 55</i> .....	129

Get Someone to Move.....	130
BEND-OVER SPELLS.....	130
To Gain Power over Another .....	130
BINDING SPELLS .....	131
Charm to Bind an Enemy .....	131
Binding Spell.....	131
Spell to Bind Someone Dangerous.....	132
BLESSINGS.....	133
How to Consecrate an Object.....	134
Ellegua Cleansing Ritual.....	135
Home Blessing.....	136
A Simple Ritual for Creating Sacred Space .....	137
COURT CASE SPELLS.....	138
Day in Court Spell.....	139
Dressed for Court .....	139
Justice Spell.....	140
Ochosi Spell for Justice.....	140
Silence Opposing Witnesses.....	141
To Win a Court Trial .....	141
To Silence a Court Rival.....	141
To Win a Court Case .....	142
To Win a Court Case .....	142
To Win a Court Case .....	142
To Win a Court Case .....	143
CROSSROADS SPELLS.....	143
Crossroads Spell.....	145
Quick Decision Candle Spell.....	145
Legendary Crossroads Ritual.....	146
CROSSING SPELLS.....	154
To Cross an Enemy .....	155
To Cross an Enemy (2).....	155
To Cross an Enemy (3).....	155
CURE-ALLS .....	155
Cure-All.....	156
CURSES, JINXES, AND HEXES .....	156

The Original Curse.....	156
Create Confusion .....	157
Cross ‘o Stones .....	157
Damnation Spell .....	157
The Curse of Marie Laveau .....	158
Hex that Perp.....	159
Keep a Big Man Down Spell .....	160
Marie Laveau’s Confounding an Enemy Spells.....	161
Marie Laveau’s Punishment Ritual.....	161
Salt and Saltpeter Bath for Putting Enemies under Your Feet .	162
To Swell a Man .....	162
FERTILITY SPELLS .....	163
To Increase Fertility .....	163
To Make a Woman Barren .....	163
FOOT TRACK MAGICK .....	164
Bottle Spell.....	164
Git Rid of a Hateful Husband .....	164
Running Feet .....	165
GAMBLING LUCK SPELLS .....	165
Gambling Luck .....	165
Lucky Gambling Mojo .....	166
To Win at Every Game One Engages In.....	166
GOOD LUCK SPELLS .....	166
For Good Luck .....	166
Magic Broom Good Luck and Prosperity Spell .....	166
HEALING SPELLS .....	168
To Heal Physical Pain .....	168
Voodoo Doll Healing Spell .....	169
LOVE SPELLS .....	169
Attraction Love Charm .....	169
Attraction Love Spell .....	170
Bring Back Yo’ Ex .....	170
Command and Compel Spell.....	171
Love Potion #9.....	172
Rule da’ Man Spell.....	173

To Make a Man Come Home.....	174
To Make People Love You .....	174
To Break Up a Couple .....	175
Spell to Get a Man .....	175
Spell to Bring Back a Love .....	176
To Make Love Stronger .....	176
Voodoo Virility Doll Spell.....	177
MONEY SPELLS .....	179
To Attract Money .....	179
Money Drawing Ritual .....	179
Oshun Prosperity Spell .....	180
Success and Prosperity Drawing Ritual.....	180
Trinka Five Money Drawing Spell.....	182
PROTECTION SPELLS.....	183
Create a Spiritual Barrier .....	183
Red Brick Dust .....	184
Salt and Black Pepper Floor Wash for Protection .....	184
SPELLS FOR REVENGE .....	184
Concerning Sudden Death .....	184
For Bad Work.....	185
To Harm a Person .....	186
SPELLS FOR JUSTICE .....	186
Ochosi Spell to Obtain Justice .....	186
SPELLS TO OBTAIN EMPLOYMENT.....	186
A Charm to Get a Better Job .....	186
SNAKE BITE CURES.....	187
STOP A NOSEY NEIGHBOR SPELL.....	188
TO RENT A HOUSE.....	188
UNHEXING SPELLS .....	189
Salt and Saltpeter Bath for Undoing Tricks .....	189
WISH SPELLS .....	190
7 Bean Mojo Wish Spell.....	190
APPENDIX A: Paraphernalia of Conjure.....	191
APPENDIX B: Hoodoo Glossary .....	196
APPENDIX C: Hoodoo Voodoo Lore .....	203

Final Note from the Author.....	236
References.....	238

# DISCLAIMER AND LEGAL NOTICE

Efforts were made to insure that the information contained herein was relevant at the time of this writing. The author and publisher make no representation or warranties with respect to the accuracy, applicability, fitness, or completeness of the contents of this book. The information contained in this book is strictly for educational and entertainment purposes. Therefore, if you wish to apply ideas contained in this book, you are taking full responsibility for your actions. There is no guarantee that your life will improve in any way using the techniques, ideas, and information presented in this book. Self-help and improvement potential is entirely dependent upon the person using the ideas and techniques. Your level of improvement in attaining results depends on the time you devote to developing your skill, commitment to learning the ideas, techniques, principles, and skills mentioned, and your personal belief system. Magic, Voodoo, hoodoo, and energy work are faith-based systems, meaning if you do not believe in your own power to effect change, change is unlikely to occur. Since these factors differ according to each individual, there is no guarantee of your success or improvement level. The author and publisher assume no responsibility for any of your actions, whether you use the information for positive or negative purposes.

Much of the information contained in this book is drawn from folklore collections, recipes given to the author from family, friends,

customers, medicine men and women, and healers over the span of a lifetime, recipes from 19th and 20th century formularies, historical accounts of African-based folk magic from slaves in the southern United States, objective evaluation of anthropological literature, and from the personal grimoires of the author. The information contained herein is subject to the interpretation of the author, and may or may not be entirely accurate.

As always, the advice of a competent professional should be sought. The information contained in these pages is not meant as a substitute for the advice of health or mental health professionals.

Readers should use discretion before performing any rituals or spells. The author is not liable, or in anyway responsible, for any actions that readers may take as a result of the information contained in this book. The reader is encouraged to cast spells responsibly.

# Introduction

**O**ral tradition is the cornerstone of indigenous knowledge. It is the means by which our ancestors pass on their wisdom and ways of life so that we may benefit and carry them to generations to come. Today, much oral tradition is finding its way to print and paper. This work represents one effort to preserve the wisdom of our ancestors by writing it down so that it can be enjoyed by all who care to read about it.

While I have written down much of what has been taught to me, I have not written down those teachings that were asked to be held in confidence out of respect for tradition. Some things are meant only to be committed to memory, and so in the heart mind they will stay.

Voodoo is a highly complex religion, and hoodoo is a highly complex spiritual practice. I have written this book according to my personal experience and understanding, and may or may not reflect the opinions of other practitioners of New Orleans Voodoo. The knowledge that I have acquired over the years is the culmination of growing up in New Orleans absorbing the culture, lifelong learning from family, teachers, and other practitioners, consulting sacred texts, folklore literature, and what speaks to me through Divine channels.

This book was written for the individual Voodoo practitioner, and is not consistent with the rites of initiation into Haitian Vodou or any other formal religion. It is meant to provide a basic understanding of the nature and properties of the ingredients and practices of New Orleans Voodoo as I understand and interpret them.



Sometimes people seek to “become” priestesses and priests, mambos, hougans, etc.; other times the loas seek us out. I was given “the gift” as a small child; the spirits sought me out. I was introduced to the mysteries at the age of 5 or 6 by my auntie on the Mississippi bayou. As a young girl, I went to Catholic Church, catechism, and was confirmed. At 16, I was initiated at the Hare Krishna temple in New Orleans. I am an ordained Reverend from the Universal Life Church Monastery, and have had the privilege of going through a number of rites of passage in the Native American tradition that qualifies me to perform various ceremonial activities. I am also a formally trained psychologist who has worked in the helping profession for 15 years. I have a broad and deep understanding of many spiritual paths, and consider myself a life long student of the Universe, with much yet to learn. The many paths I have travelled reflect my journey to connect with the ancestors of my Creole ethnicity. I want to make clear, however, that I am not an initiated Mambo in the Haitian Vodou tradition, nor am I a Madre in the Santeria tradition. You will find after reading this book that such titles are not necessary to practice the brand of Creole Voodoo that is unique to New Orleans.

I hope that you find this book informational, educational, and most of all, inspirational. It is dedicated to all of those who suffered to keep the traditions alive, to those who carry on the traditions so that it may continue to live, and to those who have yet to come who will find their lives enriched by it.

## CHAPTER I: The Basics

**I**n New Orleans, anyone can practice Voodoo. There is no formal religious initiation rite, no rigid orthodoxy, and there are no standard ways to worship. Voodoo is a fluid, adaptable, syncretic, and inclusive spiritual and religious practice that embraces the hearts of all people, no matter their race, creed, or origin. The loa, spirits, or mysteries, all terms used to describe the divine archetypal spiritual forces of Voodoo, are ever-changing, manifesting in infinite ways according to the filter of a given culture and geographic location.

Because New Orleans was a major port where multiple cultures converged, the influences on New Orleans Voodoo are very diverse and different. For example, there are Cuban-inspired Santeros, Haitian-initiated Mambos and Houngans, Obean rootworkers from the West Indian islands (i.e. Belize, the Bahamas, Dominican Republic), followers of the Spiritualists Churches, Hoodoos who incorporate spells and superstitions, and followers of the Yoruba tradition of Nigeria. New Orleans Voodoo is also influenced by Native American spirituality and herbalism. For example, the famous Indian Chief Black Hawk is considered a Voodoo Saint and is often included in ritual work.

While New Orleans Voodoo is largely influenced by the Vodou religion of Haiti, it is not the same. Sound confusing? I suppose it can be. I have made every attempt to clearly present the information here so that you can easily put into practice what you read, should you desire to do so. Once you know the basics of Voodoo and Hoodoo, you can then begin to work intuitively by creating your own charms, spells, and magic.

The Voodoo Hoodoo Spellbook is meant to provide authentic formulas that are southern in origin. My personal influences are Louisiana (New Orleans in particular) and Mississippi in origin and this work reflects those influences. It is not meant to be a complete course, as African-based folk magic is much larger than New Orleans. And, I doubt much of what it means to be a hoodoo can be accomplished through reading and coursework alone. Voodoo and hoodoo as it is experienced in New Orleans is a living, breathing culture. However, I have provided some of the basic information to get you started. It is up to you to put it into practice...or not.

The following sections introduce some key concepts that I consider to be essential to the practice of Voodoo Hoodoo. You should have a working knowledge of this information before working the candles or attempting any charms or works, so take your time and read it carefully.

## **WHAT IS NEW ORLEANS VOODOO HOODOO?**

“New Orleans is now and has ever been the hoodoo capital of America. Great names in rites that vie with those of Hayti in deeds that, keep alive the powers of Africa Hoodoo, or Voodoo, as pronounced by the whites, is burning with flame in America with all the intensity of a suppressed religion... The way we tell it, hoodoo shearted way back there before everything. Six days of magic spells and mighty words and the world with its elements above and below was made. And now God is leaning back taking a seventh day reshe. When the eighth day comes around. He'll sheart to making new again.” (From *Mules and Men*, by Zora Neale-Hurston)

**New Orleans Voodoo**, also known as Creole Voodoo, originated from the ancestral religions of the African Diaspora, and is one of many

incarnations of African-based religions rooted in the West African Dahomean Vodou tradition and the Central African traditions found in Haitian Vodou. It became syncretized with the Catholic religion as a result of the massive forced migrations and displacements of the slave trade. Slave owners forbade the Africans from practicing Vodou under penalty of death and, in areas controlled by Catholics, forced many of them to convert to Catholicism. The result was a creolization of the names and aspects of the Voodoo spirits to those of the Christian saints who most closely resembled their particular areas of expertise or power. Under the guise of Catholicism, Voodoo as a religion survived.

New Orleans Voodoo is known for several unique characteristics, such as Voodoo dolls, gris gris, and zombies. The use of Voodoo dolls in New Orleans reportedly peaked during the reign of the infamous Marie Laveau, the Voodoo Queen of New Orleans. Voodoo dolls are created as gris gris (pronounced *gree gree*), a form of talismanic magick. The word *gris* means *grey*, denoting that which lies between black and white. Gris gris is both a noun and a verb, referring to a ritually prepared object such as a doll or a small cloth bag filled with magickal ingredients, as well as the act of working the gris gris (i.e. spell or charm). Traditionally, Voodoo dolls are created to represent a deity or to house a spirit. Although they are most commonly depicted as objects of revenge, most practitioners of Voodoo make a concerted effort to disassociate from the malevolent use of Voodoo dolls. Approximately 90% of the use of Voodoo dolls in New Orleans is centered on healing, finding true love, spiritual guidance. In New Orleans, Voodoo dolls are largely sold as souvenirs, curios, and novelty items.

The belief in zombies is an exceptional aspect of New Orleans Voodoo. A zombie is a dead person that has been revived after having been

## Voodoo Hoodoo Spellbook

buried. After resurrection, the zombie remains in the control of others, having no will of their own. In truth, a zombie is a living person who has never died; rather, it is a person who is under the influence of powerful drugs administered by an evil sorcerer. Although many people believe in zombies, few have ever seen one, although there are a few recorded instances of persons who have claimed to be zombies.

The term *voodoo hoodoo* is commonly used by Louisiana locals to describe the unique brand of New Orleans Creole Voodoo. Practitioners are not confused by the term *voodoo hoodoo* and I rather suspect that the two terms melded together over time as a result of the colloquial use of the word *hoodoo* by Southern African Americans and the word *voodoo* by white people to describe the same thing. Some hoodoo practitioners integrate elements of Voodoo, and some do not. Hoodoo is not Voodoo, and Voodoo is not hoodoo. They are different; yet, complementary. When I was a young child in New Orleans, I remember the distinction being made between Voodoo and hoodoo as hoodoo being the one that incorporates both right and left handed works. A person who was a hoodoo was more feared in terms of what they could “do to you” than was a voodooist. Voodoo was the religion; hoodoo was the magick. Yet, there is an overlap of the two much of the time. Throughout this book, I use the terms interchangeably, in reference to the blend of the two in New Orleans Voodoo.

New Orleans Voodoo hoodoo is distinguishable from other forms of Voodoo due to several other unique characteristics. For example, New Orleans Voodoo evolved to embrace aspects of Spiritualism in the nineteenth century. The New Orleans "Spiritual" religion is a blend of Spiritualism, Voodoo, Catholicism and Pentecostalism. It is unique among African-American "Spiritual" religions in its use of "Spirit Guides" in worship services

and in the forms of ritual possession that its adherents practice. The voodoo-influenced "Spiritual Churches" that survive in New Orleans are the result of a mingling of these and other spiritual practices.

Voodoo is a religion, while hoodoo is a magickal system. The word voodoo means "spirit of God." Voodoo believers accept the existence of one god, below which are the powerful spirits often referred to as Loa. These powerful spirits are responsible for the daily matters in life in the areas of family, love, money, happiness, wealth, and revenge. Contrary to popular belief, however, Voodoo is first and foremost about healing. The loa are petitioned in rituals and spellwork frequently, but not always.

Hoodoo, on the other hand, is southern African American folk magic. The goal of hoodoo is to tap into supernatural forces to improve daily life by gaining power in areas such as luck, money, love, divination, revenge, health, employment, and necromancy. As in many other folk religions, magical, and medical practices, extensive use is made of herbs, minerals, parts of animals' bodies, an individual's possessions, and bodily fluids, especially menstrual blood, urine and semen. Contact with ancestors or other spirits of the dead is an important practice within the conjure tradition, and the recitation of Psalms from the Bible is also considered magically effective in hoodoo.

The word hoodoo is used in a multitude of ways. For example, it is used as a noun to refer to the system of magic ("hoodoo"), as well as the practitioner ("he's a hoodoo man"). It is also used as a verb ("he done hoodooed her"), and an adjective ("that's a hoodoo trick"). Popular names for hoodoo in the black community include "conjunction," "conjure," "witchcraft," "rootwork," and "tricking" (which has nothing to do with prostitution!). Many blues musicians have referred to hoodoo in their songs.

Popular examples include "Louisiana Hoodoo Blues" by Ma Rainey, "Hoodoo Lady Blues" by Arthur Crudup, and "Hoodoo Man Blues" by Junior Wells. In addition to the expected terms *hoodoo* and *mojo*, other conjure words in blues songs include *jinx*, *goofer dust*, *nation sack*, *black cat bone*, and *graveyard dirt*.

A hallmark of New Orleans Voodoo hoodoo is the borrowing of material from European and African folklore, Kabbalistic influences, ancestor worship, Native American herbalism, Catholicism, and strong elements of Christian and Jewish mysticism, such as the use of various seals and sigils. In fact, the Bible is considered a talisman in and of itself, as well as a primary source for magical lore. The psalms and the saints are key aspects of hoodoo practice.

At the core of hoodoo are African folkloric practices such as crossing and uncrossing, using spiritual baths and washes, laying tricks, creating gris-gris bags, crossroads magic, and foot track magic. Knowledge of these terms is essential in the practice of New Orleans Voodoo. I will briefly describe each of these terms in the following sections.

## **Crossing and Uncrossing**

Simply put, *crossing* refers to spiritual works that cause harm or bad luck, while *uncrossing* refers to works that reverse it. There are a number of products sold that are used to aid in putting an end to crossed conditions, particularly when used in conjunction with one or more of the psalms. For example, products such as uncrossing crystals, oils, sachet powders, and incenses are believed to be particularly effective when used in conjunction with the 37<sup>th</sup> psalm. The word *cross* is virtually synonymous with the words *hex*, *jinx*, and *curse*.

## **Foot Track Magic**

Foot track magic is one of the hallmarks of hoodoo. It involves throwing powders and such in the path of a target, who will suffer from abnormal maladies and a run of bad luck once they have walked on it. The belief is that the toxic properties of the powder will be absorbed through the foot and “poison” the individual. Ailments such as back problems, difficulty walking, water retention, especially in the legs, and difficulty concentrating are some of the complaints of those who have been victimized in this fashion. The only cure is removal by a rootworker.

Foot track magic occurs in two ways: the direct method, and the sympathetic method. The direct method is when the powder or other substance is thrown on the ground or a bottle is buried and the person’s foot actually touches or walks over it. Some folks take care and throw down the mess in an X pattern. I was always told you just throw it where you know the person is going to walk. The second method involves capturing the person’s foot print by gathering the dirt from an actual foot print of the target, or by taking an old sock or shoe and doctoring it with some other powder to jinx or cross a person.

## **Floor Washes**

Floor washes are used to remove negativity from the home or business or to bring good fortune, increase the number of customers, or to attract love. Florida Water is commonly used as a floor wash. A ritual floor washing typically starts at the back of the premises and end at the front door step. The top floor is washed from the ceiling to the floor, and this is repeated on each floor until one reaches the front door, where extra time is spent scrubbing the doorway. For the best results, wash your floors, corners



of the rooms, closets, doorsteps, and spray a little on the walls, fabrics and furniture. To dispose of the left-over wash water, throw it out the front door or into the front yard, toward the East, if possible. Hardcore hoodoos will use their own urine or the urine of a child as an ingredient in a floor wash.

## Laying Tricks

Laying tricks is another reference to the throwing of special herbs, powders and other ingredients in a place where the intended target will touch it, usually by walking on it. It also refers to concealing or disposing of magickal objects by strategically placing the ingredients in certain places in order to *fix the trick*; in essence, to seal the deal, as it were. For example, if one wants to keep their partner faithful, they could take a pair of their lover's dirty underwear, tie it in a knot, and bury it in their backyard.

There are a number of ways that tricks can be fixed. I have listed twelve ways below, along with when the particular technique is employed.

***Burial in a building structure.*** A common place for laying tricks is in construction sites because the tricks will last forever; or, at least for as long as the building stands. Bank construction sites are good for attracting money; courthouse sites are good for keeping the law away, and church sites are good for protection.

***Burial in the earth in the home yard.*** To ground a trick and keep it working, bury it in someone's yard. Plant good luck mojos in your own yard, under your porch, or beneath the front steps for fixing blessings, love drawings, money drawing, and protection. Plant a bad luck trick in someone else's yard to hex them.

**Placement under carpets or rugs.** This is reflective of adapting hoodoo to modern times. When you don't have a yard to work with, the same principle can be employed by placing a trick under someone's rug or carpet.

***Burial under the enemy's doorstep.*** To hex or jinx an enemy, place a trick under their doorstep or front porch.

***Powders placed in food or drink.*** This method is typically employed in domination spells, to keep a mate faithful, or in enemy works. Scrape some skin from the bottom of your foot and bake it in some food that will be eaten by someone you wish to dominate or jinx.

**Thrown into a fire.** To neutralize a jinx, burn it in a fire and spread the ashes around a tree. For example, to cause harm to your enemy, burn a bad wish written on paper in a fire and spread the ashes around their doorstep or front porch. Prayers and well wishes can also be accomplished in the same manner. Burn a special prayer in a fire and scatter the ashes near the home for special blessings.

***Placed in clothing or on objects.*** For love spells, money spells, protection spells, and court cases, mojos are often sewn into clothes, curtains, pillowcases, and mattresses.

***Disposal at a crossroads.*** To dispose of ritual remains such as candle wax, ashes from incense, and the like, leave at a crossroads. Bad luck tricks can also be disposed of in the middle of a crossroads where cars will run over it and destroy it. Tossing coins in the middle of a crossroads is considered good luck.

***Burial in a cross-mark indoors.*** As an alternative to a crossroads, an artificial crossroads can be created by making a cross-mark indoors. The basic way of creating an indoor crossroads is by drawing an "X".

The cross-mark is used for fixing spells, harming an enemy, or as part of protection spells.

***Burial in a graveyard.*** Ritual objects used in extreme magic, such as causing serious illness or death, can be buried at a graveyard.

***Placed in running water.*** Used in wish spells and banishing spells.

***Placed in a tree.*** Trees are believed to have the ability to absorb negativity and evil, so bad mojos and jinxes are often buried at the base of trees to neutralize them. A modern take on this method is done by ritually blessing a potted plant for protection or good luck. Bad mojo can also be delivered to someone through the “gift” of a plant in which war water has been sprinkled and hot foot powder has been placed on the soil. An old practice with origins in the African Congo involves making wishes and placing cobalt blue bottles onto branches of a tree to make a bottle tree that functions as a talisman. My Mama always had a bottle tree in the yard. This practice used to be common in the South; now, they are an infrequent site.

## Spiritual Baths

Spiritual bathing is an ancient practice. In hoodoo, spiritual baths are taken to cleanse oneself of negativity or to bring good luck. Almost always, when someone goes to a rootworker for treatment, a spiritual bath will be part of that treatment. A person is directed by the conjuror to put special herbs, crystals, oils, or other ingredients in the bath water to bring about the desired change. This is often done in conjunction with the recitation of special psalms. Removing negativity requires washing with a downward stroke, while bringing luck or fortune requires washing oneself in an upward

motion. The leftover water can be used in other spellwork, added to floor wash, or disposed of at a crossroads.

## **THE HOODOO ALTAR**

Before you begin any Hoodoo work, you will need a place to do your rituals. This means you will need a quiet place where you won't be disturbed, and a surface such as a table, box, chest, or even a large flat stone. Some people set aside a portion of the floor to use as their altar, or a dresser top so they can use the drawers to keep their ritual supplies. Then, you will need the basics to put on your altar, as well as some extra items to personalize it.

For your altar, you will need a white cloth to cover the surface. Two white candles should be placed at the back on either end of your altar. Any figures or pictures of saints or other religious images should be placed at the back between the two white candles. In front of the image and in the middle of the altar is where you will place your incense burner. To the right of the incense burner is where you should keep some holy water, or a bowl of water that you have blessed. These are the basics of the hoodoo altar.

You can add fresh cut flowers, special stones, a dish of salt, and a small dish of graveyard dirt, if you wish. The important thing is to not place anything on your altar that doesn't belong there. Altars can range from the very basic to the extremely elaborate.

Your altar and everything on it should be blessed or consecrated. Your candles should be blessed and dressed. All of the bowls and other containers should be washed with salt water. Directions for dressing your candles are provided in a later chapter on candles, and instructions for how to consecrate (bless) your ritual objects are provided in a later chapter as well.



## CHAPTER II: The Voodoo Pantheon

The spirits that comprise the Voodoo pantheon are the result of the forced mingling of various tribal groups during the institution of slavery. In an incredible feat of psychological and spiritual survival, the tribal groups were able to combine their very different religious practices into one Voodoo practice that is no longer “pure” according to African standards. However, in the throws of slavery, the stolen people created new rites that incorporated not only their own rites and deities, but the rites and deities of other cultural groups. The original African rites spread to Haiti, Cuba, Brazil, the West Indies, the Dominican Republic, and other parts of the United States, where they began to take on characteristics of the local cultures. There are literally hundreds of spirits, and the list is ever growing.

The spirit forces in New Orleans Voodoo and Haiti are referred to as Loa (Iwa). The Loa are also referred to as the *Mystères* and the *Invisibles*. In Santería they are known as *Orisha*. They are somewhat akin to saints or angels in Western religions in that they are intermediaries between Bondye (Bon Dieu, or good god)—the Creator, who is distant from the world—and humanity. It is not uncommon to refer to spirits, saints, angels, and archangels as loas. In fact, it is not uncommon for New Orleans practitioners to acknowledge the loas found in Haiti, the orishas of the Yoruban tradition and Santería, as well as Catholic saints, the spirits of ancestors, zombie spirits, Native American spirits, archangels, and spirits that are uniquely New Orleanian in origin. Unlike saints or angels however, the loa are not simply prayed to; they are served. They are each distinct beings with their own personal likes and dislikes, distinct sacred rhythms, songs, dances, ritual

symbols, and special modes of service. Contrary to popular belief, the loa are not deities in and of themselves; they are intermediaries for a distant Creator.

In the Yoruban tradition, the *Orishas* are emissaries of God, ruling the forces of nature and the fortunes of mankind. Their aspects are generally determined by their elemental natures. Thus, the Orisha of lightning is also the Orisha of sudden inspiration, vengeance, and dance; the Orisha of the Ocean is the Orisha of motherhood, femininity, and creativity. In this way, the orishas represent ancient archetypal forces, a concept reflected in the phrase "Las Sietes Potencias," or the Seven African Powers.

For a more in depth discussion of the Seven African Powers, including instructions for how to construct altars for each one and how to petition them, the reader is referred to the book *A Guide to Serving the Seven African Powers*.

## THE NATIONS

There are a number of Voodoo traditions, or nations, that are related according to a common origin or theme. Two of the major nations are the Rada and Petro. The Rada loa spirits like Damballa, Erzulie Freda and Papa Legba -- are said to come from Africa, from the former Dahomean empire. Some mistakenly refer to the Rada loa as "good" and the Petro loa as "evil." This is misleading; the Rada loa can be used to make malevolent magic, while the Petro loa can heal and do beneficial workings. They are more accurately referred to as "cool" and "hot," respectively.

You will find that the hoodoo spells have little if anything to do with the Voodoo nations. It is for the sake of being thorough with regards to the religious aspects of Voodoo that I have provided this information.

## **Rada Loa**

The **Rada** Loa are a major family of loa in Haitian vodou. They include older, beneficent spirits who can be directly traced to Dahomean Vodou. They are generally the older, more beneficent spirits. Rada loas are guardians of morals and principles and related to Africa, whereas Petro loas are connected to the New World. Rada loas include Legba, Loko, Ayizan, Damballa Wedo and Ayida Wedo, Erzulie Freda, La Sirène, and Agwé. Some loas (such as Erzulie) have both Rada and Petro manifestations. Their traditional color is white (as opposed to the specific colors of individual Loa) and they are associated with the element air.

## **Petro Loa**

The **Petro** Loa are generally the more fiery, occasionally aggressive, and warlike loa. The story is that they originated in Haiti, under the harsh conditions of slavery. Their rites feature whip cracking, whistles and ignited gunpowder. In addition, Petro drumbeats are swifter and more syncopated than the Rada rhythms. The Petro rites are an integral part of the initiation ceremony (Kanzo), the rite by which serviteurs are initiated as priests and priestesses (houngans and mambos) of Haitian Vodou. Erzulie Dantor is considered the "mother" of the Petro nation and is one of the most important Petro loa. Petro loas include Erzulie Dantor, Marinette, Ogun, and Kalfu (Carrefour). Their traditional color is red and they are associated with the element fire.

## **Congo Loa**

Originating from the Congo region of Africa, these spirits include the many Simbi loa, as well as the much dreaded Marinette, a fierce and much feared female loa. They are associated with the element water. The entire



Northern area of Haiti is especially influenced by Congo practice. The Congo loa are thought to descend from the *Lemba*, an ethnic group in southern Africa who claim a common descent belonging to the Jewish people.

## **Nago Loa**

Originating from Nigeria (specifically the Yoruba speaking tribes), this nation includes many of the Ogun spirits.

## **Guede Loa**

The *Gbede* are the spirits of the dead. They are traditionally led by the Barons (La Croix, Samedi, Cimitière, Kriminel), and Manman Brigit. The Guede are loud, rude, crass, sexual, and a lot of fun. Their traditional colors are black and purple.

# **THE SEVEN AFRICAN POWERS**

The Seven African powers are the most well-known and celebrated divinities of the Yoruban Pantheon. They are common to all Yoruban faiths, although they are not always considered to be the same deities. In Macumba traditions (Candomble, Umbanda), they are called Orixá; in Vodoun, they are called Lwas; in Palo, Nkisi; and in Voodoo, they are called *Loas*- “laws.”

In all of these traditions, the Loas have many aspects which are often quite diverse. Following is a list of the Seven African Powers, their associated saints, and their attributes as I have learned them.

## **Papa Legba (Ellegua, Legba, Exu, Eshu)**

In Haitian Vodou as well as New Orleans Voodoo, **Papa Legba** is the intermediary between the spirits and humanity. He is the most important

loa because he stands at a spiritual crossroads and grants or denies permission to speak with the spirits of Guinee. In New Orleans, the gates of Guinee are considered to be the portal to the afterworld.

Legba is believed to speak all human languages. He is always the first and last spirit invoked in any ceremony, because his permission is needed for any communication between humans and the loa - he opens and closes the gates to the spirit world. In Yoruba, Ellegua is mostly associated with Papa Legba since both deities share the role of being the god of the crossroads. Yet, Legba also shares similarities to Orunmila, the orisha of prophesy who taught mankind how to use the mighty oracle Ifá. Legba, Ellegua, and Exu are similar, but they are not the same spirits.

Papa Legba usually appears as an old man on a crutch or with a cane, wearing a broad brimmed straw hat and smoking a pipe, or sprinkling water. The dog and rooster are sacred to him. Because of his position as 'gate-keeper' between the worlds of the living and the mysteries, he is often identified with Saint Peter who holds a comparable position in the Catholic tradition. He is also depicted in Haiti as St. Lazarus, or St. Anthony.

In Yoruban mythology, Ellegua is an Orisha (spirit) associated with "opening the ways", or crossroads, as well. Often depicted as a child or a small man, he is a playful and a trickster god. Worshippers often have a cement head with a metal spike in the top and cowrie shells for eyes and mouth as a representation of Ellegua behind their front door. He is believed to protect the entry way and prevent harm from entering the home. Receiving a consecrated Ellegua head is part of the Santeria initiation known as Los Guerreros (the Warriors). His child aspect is likened to El Niño de Atoche.

Ellegua is said to like candy, toys, and coconut as offerings, or anything children would enjoy. In return he helps people overcome various problems.

## Ogun (Ogoun)

Ogun is the chief of the **warriors**, the God of War, blood, and iron, similar to the spirit of Ares in Greek mythology. He is the patron of civilization and technology. Ogun is responsible for tools of progress like farming equipment and surgeon's knives, and commands the leaders of society, such as policeman, doctors, and the military. As such, he is mighty, powerful, and triumphal; yet, he can also be dangerous and destructive. It is Ogun who is said to have led and given power to the slaves for the Haitian Revolution of 1804. He is called upon now to help people obtain a government more responsive to their needs. In addition, he is often called upon to bring work to the unemployed.

Ogun gives strength through prophecy and magic. He is associated with locomotives, and offerings are often made to him at railroad tracks. A favorite offering to Ogun is three railroad ties. In Candomble, he is associated with St. George, the dragon slayer; in Lukumi, Santería, and Palo Mayombe, he is syncretized with St. Peter; in Voodoo, St Joseph. Ogun is one of the husbands of Erzulie and is a husband of Oshun and Oyá in Yoruba mythology.

According to legend, Ogun is a son of Yemaja (Yemayá) and Orungan. In all his incarnations Ogun is a fiery and martial spirit. He can be very aggressively masculine, but can rule the head of female, or effeminate male initiates to whom he takes a liking. He is also linked with blood, and is for this reason often called upon to heal diseases of the blood. However,

because Ogun enjoys blood offerings, it is considered inadvisable to petition Ogun with a bleeding wound or while menstruating.

## **Changó (Xango, Shango)**

Changó is a warrior, the Orisha of lightning, dance, and passion. He is the epitome of all things masculine, and the dispenser of vengeance on behalf of the wronged. He has the power to help win wars, defeat enemies, and gain power over others. He will ensure victory over all difficulties.

Changó was a royal ancestor of the Yoruba as he was the third king of the Oyo Kingdom and deified after his death. His colors are red and white, and his best known symbol is the *oshe*, a double bladed axe. He is represented under the colonial guise as St. Barbara, and is sometimes associated with Vodou's Petro Loa, Erzulie Dantor.

According to Yoruba and Vodou belief systems, Changó hurls bolts of lightning at the people chosen to be his followers, leaving behind imprints of stone axe blade on the Earth's crust. Worship of Changó provides a great deal of power and self-control. Changó altars often contain a carved figure of a woman holding a gift to the god with a double-bladed axe sticking up from her head. The axe symbolizes that this devotee is possessed by Shango. The woman's expression is calm and cool, for she is expressing the qualities she has gained through her faith.

Changó has three wives. Because of her excellent cooking, Oshun is his favorite. His other wife, Oba, another river goddess, offered Changó her ear to eat. He scorned her and she became the Oba River, which merges with the Oshun River to form dangerous rapids. Lastly, Oyá was Changó's third wife, known for stealing the secrets of his powerful magic.

As the legend is told, Changó had his own house and each wife had her own house next to his. He would visit his wives in their houses to eat and to sleep with them. Oba noticed that when Changó went to Oshun's home he would eat all of the food that she prepared for him; yet, when he came home to her he would just pick. Desiring a closer relationship with her husband, Oba asked Oshun how she kept Changó so happy. Oshun was offended by the inquiry and became filled with resentment. For one, Oba's children would inherit Changó's kingdom because they were his first children. Oshun's children would not have nearly the same status, being born from his concubine. So, Oshun decided to play a trick on Oba, out of jealousy. She told Oba that many years ago she had cut a small piece of her ear off and dried it. From this she made a powder that she would sprinkle on Changó's food. Oshun told Oba that the more he ate, the more he desired her. Excited by this information, Oba ran home to prepare Changó's favorite meal. Once it was done, she decided that if a little piece of Oshun's ear produced such a great effect, her whole ear should drive Changó crazy with desire for her and he would forget Oshun forever. So, Oba sliced off her ear and stirred it into Changó's food. When Changó came home, he sat down and began to eat without looking at his dish. When he finally glanced down, he saw an ear floating in the stew. Thinking Oba was trying to poison him; Changó drove her from his house. Oba ran away crying, and fell to earth to become a river, where she is still worshipped today. As an Orisha, Oba is the goddess of marriage and is said to destroy marriages in which abuse occurs.

## **Obatalá**

Obatalá is the creator God, the Androgynous Sky King of the White Cloth. He is the supreme deity of the Yoruba pantheon, the great African

tradition from which much of New Orleans Voodoo originates. Obatalá is the eldest of all orisha. His color is white, containing all the colors of the rainbow. He rules the mind and intellect, cosmic equilibrium, male and female. Obatalá is considered to be beyond the sphere of direct communication.

According to mythical stories, Obatalá created the human body through the power of the Supreme Deity Olorún, while Olorún (God) breathed life into them. Obatalá descended from the sky to Ilé Ifé, Nigeria. He brought with him a cockerel, a pigeon, and a calabash full of dirt. After throwing the soil upon the waters, he set the cockerel and pigeon upon the pile of dirt who scratched and scattered it around to create the rest of dry land that became the Earth's surface. Somewhere along the line of creation, Obatalá got drunk on palm wine and screwed up by creating defective people. Subsequently, he is the patron deity of handicapped individuals. Hence, Obatalá must never be worshipped with palm wine, palm oil or salt. His worshippers may eat palm oil and salt, but never drink palm wine.

## **Oyá (Yansa)**

Oyá is the Goddess of the Marketplace, and the Goddess of winds and hurricanes, lightning, fertility, fire and magic. She is also the guardian of cemeteries and the underworld. In Yoruba mythology, Oyá is the Goddess of the Niger River. Her purpose is for ancestral connection and success in the marketplace, and is called upon when a great change is needed. Oyá is a powerful warrior, and the wife of Changó. She epitomizes female power and righteous anger. Her full name is **Oyá-Yansan**, which means "mother of nine." Oyá has been syncretized in Santeria with the Catholic images of Our Lady of Candelaria (Our Lady of the Presentation) and St. Theresa. In

Brazilian Umbanda she is represented by Saint Barbara. Her feast day is February 2.

## **Yemayá (Yemoja, Iemanja)**

Yemayá is the Mother of the Seven Seas, the Creation Goddess, and Santeria Orisha of fertility and motherhood. She offers protection to women. She is likened to the patron saints Lady of Regla, and Mary, Star of the Sea. Often depicted as a mermaid, she is associated with the moon, ocean, and female mysteries. She rules the subconscious and creative endeavors. As such, she is the governess of the household and of matters pertaining to women including childbirth, conception, childhood safety, love, and healing. Extremely compassionate and merciful, Yemayá rules the dreamtime, oversees the Moon, deep secrets, ancient wisdom, salt water, sea shells, and the collective unconscious.

According to legend, Yemayá originated in Egypt as the Goddess Isis. It is thought by some that the Nubian slaves who returned to different parts of Africa may have brought Isis with them under the new name of Yemayá. Myth has it that Yemayá gave birth to the 14 Yoruban Goddesses and Gods. When her uterine waters broke, it caused a great flood creating the oceans. The first human man and woman were borne from her womb.

Yemayá goes by a number of different names including Queen of Witches, Mother of Fishes, The Constantly Changing Woman, The Ocean Mother, Mother of Dreams and Secrets, Mother of Pearl, and Yemayá-Olokun (powerful dream aspect). Yemayá's counterpart in Vodoun is called Lasiren, the mermaid. She is related to Mamiwata (Mamma Water), the African water-spirit. Lasiren's symbols are a mirror and comb.

There is a common legend about Yemayá choosing her own students; occasionally someone will disappear, sometimes for seven years, and return with tales of having learned the ways of magick and healing in her undersea dwelling. Her offerings are often doves, but *never* fish, as these are considered her children.

## **Oshun (Oxum)**

In Yoruban mythology, Oshun is an Orisha (spirit goddess) of love, intimacy, beauty, wealth and diplomacy. According to the Yoruba elders, Oshun is the "unseen mother present at every gathering", because she represents the cosmological forces of water, moisture, and attraction. Therefore, she is omnipresent and omnipotent.

Oshun is the force of harmony - harmony seen as beauty, felt as love, and experienced as ecstasy. According to the ancients, she was the only female Irunmole amongst the 401 sent from the spirit realm to create the world. As such, she is revered as "YeYe" - the sweet mother of us all. When the male Irunmole attempted to subjugate Oshun due to her femaleness, she removed her divine energy (aché) from the project of creation and all subsequent efforts were in vain. Only after the male Irunmole begged Oshun for forgiveness could the creation of the world continue. However, creation would not commence until Oshun had given birth to a son. This son became Elegba, the great conduit of aché in the Universe and also the eternal and infernal trickster.

Oshun is known as Yalode- the mother of things outside the home, due to her business expertise. She is also known as Laketi, "She Who has Ears", because of how quickly and effectively she answers prayers. When she possesses her followers she dances, flirts and then weeps- because no one can



love her enough and the world is not as beautiful as she knows it could be.

Oshun is beneficent and generous, and very kind. However, she does have a terrible temper, though it is difficult to anger her. She is married to Changó, god of fire, thunder, and power, and is his favorite wife because of her excellent cooking skills. Oshun rules the ‘sweet’ waters- rivers, brooks, and streams. Her preferred offerings are honey, copper jewelry, or coins in multiples of five. She is most often associated with St. Cecilia, and in Lukumi, she is *Our Lady of La Caridad del Cobre*, the protectress of Cuba. Her colors are yellow and gold.

In Vodoun, Oshun is known as Erzulie. Erzulie’s colors are shades of pink. While Erzulie and Oshun are very much alike, Erzulie has a vengeful, ruthless nature when angered. Her aspect Erzulie Dantor is a fierce protector of women and children, an avenger of domestic violence, and a patron loa of lesbians.

## OTHER IMPORTANT LOAS

While the Seven African Powers are of obvious importance in the Voodoo pantheon, there are a number of other loas that are of Haitian and other origin that are equally as important in New Orleans Voodoo. A partial list of the loas, their purpose, and corresponding saint (when known) follows.

### **Adjassou-Linguetor**

Adjassou Linguetor is the loa of spring water. She has eyes that bulge out and a terrible temper.

## **Agwé (Agoué)**

Agwé is the New Orleans loa who rules over the sea, fish and aquatic plants, and is the patron loa of fishermen and sailors. He is alternately married to Erzulie or La Sirene, and references are made to an affair with Ayida Wedo, the rainbow serpent, and wife of Damballa.

Offerings to Agwe are left on constructed rafts which are floated out to sea. His color is usually blue, and he is syncretized with the Catholic Saint Ulrich, who is depicted holding a fish, or St. Expeditus. His vèvè, or ritual symbol, is a boat with sails. He is associated with Bayou St. John, Lake Ponchartrain, and The Mississippi River.

## **Ayizan**

Ayizan is the loa of the French Market marketplace, commerce, and herbal healing. She is associated with Vodoun rites of initiation. Ayizan is regarded as the first or archetypal Mambo (priestess), and associated with priestly knowledge and mysteries, particularly those of initiation. She is the protector of religious ceremonies. She is syncretized with the Catholic Saint Clare, her symbol is the palm frond, and she doesn't drink alcohol. Her colors are most commonly gold, yellow, white, and silver.

## **Ayida Wedo**

Ayida Wedo is a loa of fertility, rainbows and snakes, and a companion or wife to Damballa. She represents the sky powers and the rainbow is her symbol. She functions as protector of the cosmos and giver of blessings.

Long ago, the serpent spirit Damballa created the world. He used his 7,000 coils to form the stars and the planets in the heavens and to shape the

hills and valleys on earth. He used lightning bolts to forge metals and make the sacred rocks and stones. When he shed his skin he created all the waters on the earth. And when the sun showed through mist settling on the plants and trees a rainbow was born. Her name was Ayida Wedo. Damballa loved her and made her his wife. They are still together today, the serpent and the rainbow: Damballa and Ayida Wedo.

## **Azaca-Tonnerre**

Azaca is the loa of farmers, agriculture, and healing. He evolved after the Haitian Revolution when slaves were able to own property. Depicted as a peasant carrying a straw bag that loves to eat, he is kind and gentle and has no alternate sinister (petro) form. Azaca is identified with Saint Isadore. He is celebrated and affiliated with Labor Day in Haiti (May 1st). His color is blue and cornmeal or corn cakes are sacrificed to him.

## **Babalú-Ayé**

Babalú-Ayé is the spirit of illness and disease, but is also the deity that cures same. Though originally associated with smallpox, many of today's worshippers appeal to Babalú-Ayé for healing from HIV/AIDS. In Santeria, he is syncretized with St Lazarus.

Babalú-Ayé is an Orisha, the son of Yemaja and Orungan. In certain places he is known to be the son of Nana Omolu, the Fon deity added to the Yoruba pantheon, and associated with female power and creation. As such, he is the rightful owner of the earth. He also is a special intercessor for the poor. Babalú-Ayé is traditionally pictured in blue, brown, red, white, purple, and is offered rice, wheat, corn, beans, chickpeas, garlic, onions, smoked fish and possum in divination rituals.

## Baron Samedi

Baron Samedi is a loa of the dead, along with his numerous other incarnations Baron Cimetière, Baron La Croix, and Baron Criminel. He is the ultimate suave and sophisticated spirit of Death, usually depicted with a white top hat, black tuxedo, dark glasses, and cotton plugs in the nostrils, as if to resemble a corpse dressed and prepared for burial in Haitian style. He has a white, skull-like face, talks through his nose, and tells crude but funny jokes. He is known for disruption, obscenity, debauchery, and having a particular fondness for tobacco and rum. As well as being the all-knowing loa of death, he is a sexual loa, frequently represented by phallic symbols. He is the head of the Guédé family of Loa, and married to the loa Manman Brigit.

Baron Samedi stands at the crossroads, where the souls of humans pass on their way to Guinee. Baron is a protector of children and is petitioned for sick children. He has the power over zombies and decides whether or not people can be changed into animals. Since Baron Samedi is the lord of death, he is the last resort for healing since he must decide whether to allow them to cross over or to allow them to recover.

Baron Samedi is also the loa of resurrection, and is called upon for healing by those near or approaching death. It is only Baron who can accept an individual into the realm of the dead. He is considered a wise judge, and a powerful magician.

## Black Hawk

**Black Hawk** was a famous leader and warrior of the Sauk American Indian Nation. Although he had inherited an important historic medicine bundle, he was not a hereditary civil chief of the Sauk; rather, he was an appointed war chief. During the War of 1812, Black Hawk fought on the side

of the British. Later he led a band of Sauk and Fox warriors against settlers in Illinois and present-day Wisconsin in the 1832 Black Hawk War. After the war he was captured and taken to the eastern U.S. where he and other British Band leaders toured several cities. Black Hawk died in 1838 in what is now southeastern Iowa.

The Spiritualist churches of New Orleans honor the Native American Black Hawk. Black Hawk is considered a Voodoo Saint and is often included in ritual work wherein worshipers become possessed and gain the power to heal and prophesy. The Indian Spirit Guide has a big influence on Hoodoo and Voodoo today and can be seen on many hoodoo products such as Indian Spirit Incense and room spray by E. Davis Company.

## **Damballa Wedo**

Damballa Wedo is one of the most important and popular of all the loa. He is both a member of the Rada family and a root Loa. He is depicted as a serpent god and is closely associated with snakes. Damballah is the wise and loving father of all the loa and, along with his wife Ayida Wedo, is the Loa of creation. His particular color is white. His offerings are very simple as he prefers an egg on a mound of flour. He is syncretized with the Catholic figures of either Moses or St. Patrick.

## **Dan Petro**

Dan Petro is the New Orleans loa of farmers. He originated from the African Loa Danh.

## **Diable Tonnere**

Diable Tonnere is the loa of thunder in New Orleans.

## **Dr. John**

Dr. John is one of the loas unique to New Orleans. According to Dr. Snake, Dr. John was “the famed and flamboyant Voodooist who operated in New Orleans during the nineteenth century...specializing in healing, selling gris-gris and telling fortunes.” (2000, p. 34-36). Apparently, he claimed to be a Senegalese prince and had the ceremonial scars on his face to prove it. Dr. John was known for his money charms that served him well as evidenced by the large amount of wealth he accumulated while a Voodoo doctor. Because of the power of his mojo, he has been elevated to the status of loa in New Orleans Voodoo, often referred to as *Father John*.

## **Eleggua**

The great trickster who owns the crossroads is called Ellegua. He enables mankind to communicate with the other orisha and is always honored first. He is known in New Orleans as Papa Legba.

## **Erzulie Freda**

Erzulie Freda is the loa of romantic love. Beauty, love, and sensuality are her Creations. She is invoked to help find a lover, or renew a love relationship. She is also a powerful magician whose very presence nullifies poison and evil magic, and she can offer wealth and luxury to those who serve her. Her color is pink, her animal a white dove. She is associated with the Lukumi Orisha Oshun, and sometimes Changó (as Erzulie Dantor).

## **Erzulie Dantor**

Erzulie Dantor is the Voodoo goddess of love, romance, art, jealousy, passion, & sex. Dantor supports independent business women and is the patron of women's finances. She is also the patron loa of lesbian women,

a fierce protector of women and children experiencing domestic violence, and is the patron loa of New Orleans. Erzulie Dantor offers protection and possibilities beyond the imagination.

Erzulie Dantor is a mulatto woman who is often portrayed as the Black Madonna, or the Roman Catholic "Saint Barbara Africana". In New Orleans, she is often portrayed as Our Lady of Perpetual Help. She has tribal scars on her cheek, and is considered heterosexual because she has children, but she is also the patron loa of lesbian women. She loves women fiercely and will defend them to the death. Dantor loves knives and is considered the protector of newly consecrated Voodoo priests and priestesses, as well as of women who have been betrayed by a lover. She is highly respected and much feared due to her Woman Power. Most Haitian women serve Dantor, as do voodooists in New Orleans. Enlightened men also serve Dantor, especially men who honor, love and respect women. Many women invoke Erzulie Dantor against their partners (male or female) should they become violent.

Erzulie's personal story is a tragedy. She was a warrioress who fought with her people during the Haitian revolution. However, her own people cut out her tongue so that she would not tell their secrets should she be captured. Thus, she is mute and can only speak a stammering monosyllable, "ke-ke-ke-ke-ke!" This is the sound of her tongue clicking on the roof of her mouth. She is often pictured with her daughter Anais, who serves as her translator and interpreter.

## **Gran Bwa**

The Gran Bwa (Big Wood) is the Master of the Sacred Forest of the Island below the Waters, which is the place where the loa call home. This is the land to where the newly dead travel. He is the protector of all wild

animals, knows the secrets of herbal medicine, and the secrets of magic hidden in the herbs. He is likened to Saint Sebastian and Saint Christopher in the Catholic tradition. He represents the forces of nature in New Orleans religion.

Gran Bwa is a very loving loa with a great sense of humor and full of advice. He is apparently proud of the fact that he has a big, stiff penis. Gran Bois can be petitioned for healing and prosperity and general advice. He is the loa that must be called upon before one is ordained into voodoo priesthood.

Some of Gran Bwa's favorite things include sweet potatoes, yams, green bananas, black pigs, goats, distilled rum, wild berries, acorns, and any type of food from the woods.

## **Grand Maître**

The original supreme being of Haitian religion is Grand Maitre. He is considered by some New Orleans practitioners to be too remote for personal worship.

## **Guede**

The Guede are a family of spirits associated with death. They live in cemeteries and visit Catholic churches at night. On November 2 the faithful visit cemeteries and light candles in honor of the dead. There are countless Guede spirits, with Baron Samedi and Papa Guede probably the most well known.

## **Kalfu (Carrefour, Kalfou)**

Kalfou is Legba's opposite Petro twin. Kalfu also controls the crossroads, but he controls the shadow forces of the spirit world. He allows the crossing of bad luck, deliberate destruction, misfortune, injustice.



Kalfu controls the in-between points of the crossroads, the off-center points. Legba controls the positive spirits of the day. Kalfu controls the malevolent spirits of the night. He is strong and tall, muscular. People do not speak in his presence. When he appears at a ceremony, everyone present will stop speaking because he allows evil loa to come to the ceremony. He claims that most of the important loa know him and he collaborates with them. Kalfu says that some people claim he is a demon but he denies this. He is a respected loa and he is not liked much. He is the grand master of charms and sorceries and is closely associated with black magic. Ceremonies for him are often held at the crossroads. In New Orleans he is known as Mait' Carrefour.

## **La Sirène**

An aspect of Erzulie who represents the sea. She is seen as a mermaid.

## **Lemba**

A deity of the Congo religion, worshipped in the African cults of Haiti, Brazil, and New Orleans.

## **Li Grand Zombi**

Li Grand Zombi was the name of Marie Laveau's snake, a huge boa constrictor or royal python (Ball python) who was worshipped at her New Orleans Voodoo rituals on Bayou St. John. St. John's Eve, June 23, was the day the biggest Voodoo gatherings were held where even members of "polite society" were invited including reporters, prominent citizens, and the police. It is also the day that some believers claim the ghost of Marie Laveau rises from the dead.

In New Orleans Voodoo, snakes are not seen as symbols of evil as in the story of Adam and Eve; rather, they are as a symbol of man. Women often dance with serpents to represent the spiritual balance between the genders.

## **Limba**

One of the New Orleans loa, believed to live among the rocks. He has an insatiable appetite and persecutes, kills, and eats people. Even his own devotees are not safe from his hunger.

## **L'inglesou**

A Haitian loa who lives among rocks and ravines. He is said to kill those who offend him.

## **Loco**

In the Voodoo religion, Loco (also spelled Loko) is a loa of vegetation, and a patron of healers, and healing plants, especially herbs and trees. He is a Rada Loa. Loco is the husband of loa Ayizan, and is considered the first Houngan (priest). As the spiritual parents of the priesthood, Loco and Ayizan are two of the Loa associated in the Kanzo (priesthood) initiation rites. They are both powerful guardians of “reglemen,” and the correct and appropriate form of (Haitian) Vodoun service.

## **Mait' Carrefour**

The New Orleans Voodoo lord of crossroads and loa of magicians. He is the loa who stands in balance to Legba. Mait' Carrefour is the loa of

night and misfortune who brings bad luck and illness to the world. His symbol is the crossroads and his color is black. See *Kalfou*.

## **Manman Brigitte**

In Voodoo, Ma'man Brigit (Grann Brigitte, Manman, Manman Brigit, Manman Brijit) is the mother of cemeteries, the loa of money and death, and the wife of Baron Samedi. She may be related to the "triple" Celtic goddess of poetry, smithcraft, and healing, Brigid/St. Brigit, as her name is Irish in origin. She is usually depicted as a white woman. The first woman's grave in a cemetery in Haiti is dedicated to her. Her colors are black, purple and white, her number is nine, and her particular days of service include Monday and Saturday. Her sacrificial animal is a black chicken. She drinks rum laced with hot peppers - "gaz lakrimojen Ayisyen" (Haitian tear gas), and like her husband and the rest of the Guede Spirits, she is a "potty mouth" and uses profanity. Ma'man Brigit is known to rub her private parts with hot peppers, and those who appear to be faking possession by her in a Vodou ceremony may be subjected to this test, which they obviously would not pass if their possession is not genuine. She is a very sexual dancer, and her skill in the banda dance is legendary.

Ma'man Brigit is invoked to cure those who are near death as a result of magick. She will protect gravestones if they are marked properly with a cross.

## **Marrassa**

The Marassa are the divine twins. They are children, but more ancient than any other loa. According to Milo Rigaud, the Marassa are "Love, truth and justice. Directed by reason. Mysteries of liaison between earth and

heaven and they personify astronomic-astrological learning. They synthesize the voodoo Loa as personification of divine power and the human impotence. Double life, they have considerable power which allow them manage people through the stomach. They are children mysteries."

The Marassa are somewhat different from standard Loa. While they are twins, they number three. While they are male and female, they are both male and both female - an example of the Haitian worldview's capacity to retain two seemingly contradictory concepts. The Marassa are commonly syncretized with the Catholic Saints Cosmas & Damien.

In Vodou, ***Marassa Jumeaux*** are a pair of dead twins, now ghosts. They are the symbols of the elemental forces of the universe.

## **Marie Laveau**

The Voodoo Queen of New Orleans. More than anyone else, Marie Laveau put New Orleans Voodoo on the map with her powerful magic and infamous ceremonies held in what are now Congo Square, Bayou St. John, and Lake Ponchartrain. Oral traditions suggest that the occult part of her magic mixed Roman Catholic beliefs and saints with African spirits and religious concepts.

## **Marinette**

Powerful and violent loa of the Petro family.

## **Mombu Mombu**

This New Orleans Loa is a stammering loa who causes storms of torrential rain.

## **Nago Shango**

Nago Shango is one of the more powerful loa in the New Orleans voodoo religion. Sacrifices of red roosters, tobacco, and rum poured on the ground and set afire are made to him. He is the patron Loa of smiths' fire and the spirit of storms. The machete or sable is his attribute.

## **Papa Guede**

Papa Guede is the lord of cemeteries in New Orleans. He is a psychopomp. He waits at the crossroads to take souls into the afterlife and is considered the good counterpart to Baron Samedi. He has a very crass sense of humor. Papa Guede is supposed to be the corpse of the first man who ever died. He is widely recognized as a short, dark man with a high hat on his head, a cigar in his mouth and an apple in his left hand. It is said that he has a divine ability to read others' minds and the ability to know everything that happens in the both worlds. If a child is dying, Papa Guede is prayed to. It is believed that he will not take a life before its time, and that he will protect the little ones. He is married to Manman Brigitte.

## **Pie**

Pie is a loa who is held responsible for making floods. Pie, a grave soldier, lies at the bottom of ponds and rivers.

## **Queen Esther**

Esther is a queen of Persian Empire in the Hebrew Bible, the queen of Ahasuerus and heroine of the Biblical Book of Esther. Esther is commemorated as a matriarch in the Calendar of Saints of the Lutheran Church - Missouri Synod on May 24 and revered in spiritualist circles.

## **Simbi**

Simbi are a family of serpent deities associated with the element water. They are the loa of magic & psychic power, the bearer of souls to all places, and the creative principle. As the water-snake Loa, Simbi is the master of the rains, river currents, and marshes, and most closely associated with Moses and the Magi. Simbi oversees the making of charms, and is very helpful with all magical work, including divinations & granting second-sight. He has a very gentle nature and usually lives near marshes and ponds. As the master of all magicians, he can bring an incredible amount of power to any ritual or spiritual work. His color is green and his symbol is the water snake. Speckled roosters are sacrificed to him.

## **Sobo**

A New Orleans voodoo spirit, particularly of thunder and lightning, one of the Rada loa. Sobo looks like a handsome soldier. He is believed to forge sacred thunderstones by hurling a thunderbolt to the earth, striking an outcrop of stones which forces a piece of stone resembling an axe head to the valley floor. The stone must lie there for a year and a day before it can be touched by a houngan. Sobo's sacred animal is the ram.

## **Sousson Pannan**

In New Orleans voodoo Sousson-Pannan is an evil and very ugly loa whose body is all covered with sores. He is known to drink liquor and blood.

## **Ti Jean Quinto**

Ti Jean Quinto is a rude spirit who lives under bridges. He usually assumes the form of a policeman.

## Ti Jean Petro

A New Orleans Voodoo snake deity, the son of Dan Petro.



**Photo: 1 Vévé for Ayida and Damballah Wedo.**

## CHAPTER III: The Saints

**T**here are more than 10,000 Roman Catholic saints. The veneration of saints describes a particular popular devotion to the saints. Although the term "worship" is often used, it is intended to mean to honor or give respect. This is similar to the manner in which the loa are perceived in Voodoo. Divine Worship is properly reserved only for God and never to the Saints. As "special friends of God" they can be asked to intercede or pray for those still on earth. A saint may be designated as a patron saint of particular causes or professions, or invoked against specific illnesses or disasters. They are not thought to have power of their own, but only that granted by God. Once a person has been declared a saint, the body of the saint is considered holy. The remains of saints are called holy relics and are usually used in churches. The saints' personal belongings may also be used as relics. Some of the saints have a symbol that represents their life.

One of the hallmarks of New Orleans Voodoo is the incorporation of elements of Catholicism, especially the saints. In the hoodoo tradition, each loa is associated with a Catholic saint and in fact, the saints often play a more integral role than do the loas in magick. Although religious structures no longer force believers to conceal their faith, this syncretism is still popular. In South America and the Caribbean, representations of Santos (Saints) are more often representations of Orishas/Loas than objects of Catholic devotion- although they are often both!

Let there be no mistake, voodooists know exactly who they are praying to. Although the loas have corresponding saints, they are not one and the same. They serve similar functions. But there are important differences. A



major difference is that the saints are not considered deities or spirits; however, they are believed to reside with deities in the upper world. Prayers are directed to a particular saint or deity along with an offering in accordance with the need. This is called religious magic and saintly devotion.

Once you know and understand the saints and their purpose, you can design your own rituals to suit your need. Let's take St. Anthony, for example, the corresponding saint to Papa Legba. Saint Anthony of Padua lived from 1195 until 1231 AD. He is widely recognized as a miracle worker. His feast day is June 13, which is the anniversary of his death. There are several little rhymes used to ask for his help, such as:

"Saint Anthony, Saint Anthony, please come down,  
My \_\_\_ is lost, and must be found."

Call his name, and visualize your lost item, explain how important it is to you to find it, and sincerely ask for his aid. You will find your missing object.

Saint Anthony is also invoked when someone is lost. As a result, many people call upon him to help them reconcile with a lost lover. He is also asked for his help in finding a mate. Because Saint Anthony finds lost people, his aid can also be requested when praying for someone who is severely struggling, and who seems to be a lost soul. In some countries, Saint Anthony is prayed to by travelers and vacationers for a safe journey, particularly over the sea. He is the patron saint of sailors and fisherman in Spain, Italy, France and Portugal. According to some stories, sailors keep a statue of Saint Anthony on the mast of the ship, and appeal to him for safety while at sea. So, you see, much can be done with the aid of the saints once you know who they are.

Knowing the saints, their associated purpose, and corresponding loa is essential to New Orleans Voodoo Hoodoo. Take your time and become familiar with them. A very good book about the saints and their use in hoodoo that I highly recommend is *The Magical Power of the Saints: Evocation and Candle Rituals* by Ray Malbrough. In the meantime, here is a short list of saints and their corresponding purposes for your reference.

**St. Anthony Of Padua** - Find lost objects, works wonders.

**St. Barbara** - For love and friendship, conquer enemies.

**St. Bernadette** - For healing.

**Our Lady of Charity** - Protection of home, find lover, bring prosperity.

**St. Christopher** - Protection during travel.

**St. Dymphna** - For mental disorders, demonic possession.

**St. Expeditus** - Settle disputes, for pressing needs.

**Our Lady of Guadalupe** - Overcome fear, protection from jinxes.

**Guardian Angel** - Protect self and children from danger and evil spirits.

**Infant Jesus Of Atocha** - Be free from punishment, guilt and sin.

**St. Joseph** - find job, sell or rent house.

**St. Jude** - For impossible situations.

**St. Lazarus** - Healing and Sickness.

**St. Lucy** - The patron saint of writers.

**St. Martin De Porres** - For comfort, health, friends - good life.

**St. Martin Caballero** - Business, draw customers.

**St. Michael** - Overcome obstacles, defeat enemies, remove evil.

**Mercy, O.L.** - Studies, mental clarity

**Miraculous Mother** - Bring good things of life.

**Our Lady of Perpetual Help** - When in need of help.

**St. Peter** - Open roads, bring opportunities for success.

**St. Raymond** - Stop gossip and slander, silence enemies.

**St. Raphael** - "The Healer of God".

**St. Rose** - The Saint with the key to open the doors to Paradise. She is also the provider for women of a new husband or a better boyfriend.

**Sacred Heart Of Jesus** - Blessed, peaceful life.

**Sacred Heart Of Mary** - Serenity and spiritual blessings.

**Seven African Powers/Saints** - All purpose, to solve problems.

## FEAST DAYS

The saints, archangels, and loas are celebrated on various days of the year. Below is a partial list of the annual Feast Days as identified by Reverend Severina at New Orleans Voodoo Crossroads.

**JANUARY- 6-7 & 8** - Feast Days of Jasper, Balthazar & Melchior (For obtaining gifts & prosperity).

**17** – Ogun (For work, opportunities, protection from accidents and firearms).

**FEBRUARY** - 2 – Oyá, Mistress of the Cemetery (For change, readying for battle, protection from weather).

**MARCH** - 19 - Osanyin (Deciduous vegetation, for healing and nourishment from Nature).

**25** - Oshun - Our Lady of Charity. For love, abundance, charity, passion, creativity (See also September).

**APRIL - 22** - Earth Day - All Loa and Orisha (For renewing one's vows to make one's life sacred and in harmony with the whole Creation)

**MAY - 15** - Ochosi - The Divine Hunter -(For justice, court cases, re-establishing balance and universal harmony)

**JUNE - 21-23** - Summer Solstice - Legba - St John's Eve - John the Conqueror

To celebrate the summer, the warmth, fire and nourishment from the Sun. (For opportunities, good luck and to re-align with cosmic forces)

**AUGUST - 2** - Black Madonna - Virgin of the Angels. For solace, protection, fertility, to give up one's sorrows and for protection of mothers and children.)

**SEPTEMBER - 7** - Yemayá (For appeasement of sorrows, abundance, love and fertility, protection of the home).

**8** - Oshun -Our Lady of Charity (For love, abundance, charity, passion, creativity, the Arts. (See also March)

**24** - Obatalá - Our Lady of Mercy (For universal peace and harmony).

**OCTOBER - 4** - Orunmila (For divination, psychic powers, prophetic knowledge) **24**- Erinle (For healing all)

**31**- Halloween (to make hallowed before the rites of the Ancestors - to dispel evil forces through disguise and trickery)

## Voodoo Hoodoo Spellbook

**NOVEMBER - 1** - Day of the Dead - Baron Samedi - Manman Brigitte - Ghede (Rites to the Ancestors according to your own familial or ethnic tradition)

**3** - St Martin de Porres (For healing and for those who have made healing professions their chosen path)

**DECEMBER - 4** - Changó (For vitality, health, courage, victory in battles, to repel enemies and negative works and evil spells)

**12** - Our Lady of Guadalupe (For miracles, for abundance, solace in times of trials and troubles, healing and for strengthening one's faith)

**17** - Babalú-Ayé (For healing, particularly skin ailments, for abundance)

**21-25**- Winter Solstice - Christmas - Ellegua - El Nino de Atocha - Infant Jesus of Prague. (To celebrate the coming return of the sun, to prepare for the winter months and their unseen transformation which will lead to new birth in springtime, to re-align with the cosmic forces. Birth of Jesus celebration)

**31** - Yemayá - La Madre de Agua. (For protection of mothers and children, for fertility and abundance, to usher a new year of compassion and well-being and wealth in all things).

## CHAPTER IV: Prayers, Novenas, and Psalms

In Hoodoo and Voodoo, there are important Catholic prayers that are central to ceremonial and ritual activities. Though there are some differences among practitioners, there are enough commonalities to include some of them here. For example, the Litany of the Saints will often precede the opening of a Voodoo ceremony, as will the Rosary for the Dead, Our Father, Hail Mary, and Apostle's Creed. I have listed a few of the important prayers here or your convenience, along with some other helpful prayers for specific purposes. Some of the prayers, such as the Litany of Saints are too long to list here, so the reader is referred to another of Ray Malbrough's books, *Hoodoo Mysteries: Folk Magic, Mysticism, and Rituals* where you will find this and other prayers. I have found his books to be an indispensable resource for Hoodoo in particular.

### THE PRAYERS

#### The Apostle's Creed

I believe in God, the Father Almighty,  
the Creator of heaven and earth,  
and in Jesus Christ, His only Son, our Lord:  
Who was conceived of the Holy Spirit,  
born of the Virgin Mary,  
suffered under Pontius Pilate,  
was crucified, died, and was buried.

## Voodoo Hoodoo Spellbook

He descended into hell.

On the third day He arose again from the dead.

He ascended into heaven

and sits at the right hand of God the Father Almighty,  
whence He shall come to judge the living and the dead.

I believe in the Holy Spirit, the holy Catholic Church,

the communion of saints,

the forgiveness of sins,

the resurrection of the body,

and life everlasting.

Amen.

## Hail Mary

Hail Mary, full of grace

The Lord is with thee

Blessed art thou among women

and blessed is the fruit of thy womb, Jesus.

Holy Mary, Mother of God, pray for our sinners

Now and in the hour of our death, Amen.

## Home Blessing

Bless this home!

Let love grow here,

Let wisdom flourish,

And peace be near!

Bless this home!

Let it protect life,  
Let it nurture you,  
And be free of strife!  
Bless this home!

## **The Lord's Prayer**

Our Father, who art in heaven  
Hallowed be thy name.  
Thy Kingdom come, thy will be done,  
on earth as it is in heaven.  
Give us this day our daily bread,  
and forgive us our trespasses  
as we forgive those who trespass against us  
And lead us not into temptation  
and deliver us from evil,  
For thine is the kingdom, the power, and the glory,  
Forever and ever. Amen.

## **Prayer for the Home**

We beseech You, O Lord,  
visit this home,  
and drive far from it all the snares of the enemy;  
let Your holy angels dwell therein  
so as to preserve us in peace;  
and let Your blessing be always upon us.  
Through Christ our Lord. Amen.



## **Prayer to the Seven African Powers**

Oh, Seven African Powers, who are so close to our Divine Savior, with great humility I kneel before thee and implore your intercession before the Great Spirit. Hear my petition and grant me peace and prosperity. Please remove all of the obstacles that cause me to stray from the Beauty Way. Oh Olofi, I trust in the words “ask and you shall receive”. Let it be so! Amen.

Make your petition.

## **Prayer to St. Joseph for Protection**

Gracious St. Joseph, protect me and my family from all evil as you did the Holy Family. Kindly keep us ever united in the love of Christ, ever fervent in imitation of the virtue of our Blessed Lady, your sinless spouse, and always faithful in devotion to you. Amen.

Keep a statue of St. Joseph in your kitchen where he can protect your family always.

## **NOVENAS FOR SPECIAL INTENTS**

The novenas are special prayers that are said in conjunction with 7 Day candles that are encased in glass and designed to burn for seven consecutive days. When using one of these candles, you should pray before the Novena candle the prayer(s) for that saint and intent. You can usually find the prayer(s) printed on the glass container. It is best to say the novena prayer(s) at the same time each day.

When praying your novena, make the sign of the cross (✠) and say **“In the Name of the Father, The Son, and The Holy Spirit. Amen”**, before and after your novena prayer(s). Make your petition (special request) following your prayer. When your petition is granted, be sure to keep any vow that you may have made.

**St. Barbara** - Oh St. Barbara, As your last words to Christ Jesus, before the sword severed your head from your body, were that all those who invoked His Holy Name in memory of you, may find their sins forgotten on the Day of Judgment. Help me in my tribulations; console me in my afflictions and intercede for me and for my family in our needs. Amen ✠ (Concentrate on your petition).

**St. Expedito** - Oh, Glorious Martyr and Protector, St. Expedito! We humbly ask to have fortune and prosperity for our country, that the sick get well, the guilty get pardoned, the just be preserved and those who abandon this valley of tears rest in the Light of The Lord and the souls of the dearly departed rest in peace. ✠ (Mention your request). Amen.

**St. Jude** - Most Holy Apostle, St. Jude, Faithful Servant And Friend Of Jesus, pray for me who am so despaired in this hour of great need. Bring visible and speedy help for I promise you, O Blessed St. Jude to be ever mindful of this great favor. I will never cease to honor you as my most special, most powerful patron. ✠ Amen.

**St. Lazarus** - Oh Blessed Saint Lazarus, Patron of the Poor, I believe in you and call on your most holy spirit to grant me my favor. ✠ In The Name Of

The Father, The Son, and The Holy Spirit. I trust in your infinite goodness to intercede for me through Jesus Christ, Our Lord to grant me this petition (mention petition). Amen.

**Miraculous Mother** - Oh, Miraculous Mother! With inspired confidence I call upon thee to extend thy merciful, loving kindness so that thy powers of perpetual help will protect me and assist me in my needs and difficulties. Please grant me thy desire. Amen (make your petition).

**St. Michael** - Oh Glorious Archangel St. Michael, watch over me during all my life. Defend me against the assaults of the demon. Assist me, especially at the hour of my death. Obtain for a favorable judgment and help me in all my needs. Amen.

**O.L.-Perpetual Help** - Oh Mother of Perpetual Help, grant that I may ever invoke thy most powerful name. O purest Mary, O sweetest Mary, let thy name henceforth be ever on my lips. Delay not, O Blessed Lady, to help me whenever I call on thee. For in all my needs, in all my temptations, I shall never cease to call on thee, ever repeating thy sacred name, Mary, Mary. I will not be content with merely pronouncing thy name, but let my love for thee prompt me ever to hail thee, Mother Of Perpetual Help. Amen.

**Seven African Powers** - Oh, Seven African Powers, who so close to Our Divine Savior, with great humility I kneel before you and implore your intercession before The Almighty. Hear my petition that I may glory in your powers to protect me, to help me and provide for my needs. Amen.

## THE PSALMS

Another European magickal tradition adopted into Hoodoo was the use of the Biblical Psalms as spells or conjurations in their own right. This was largely (but not entirely) thanks to the publication of a text called *Secrets of the Psalms: A Fragment of the Practical Kabala* by Godfrey Selig. Selig's book described the Kabbalistic philosophy that the Psalms (especially those attributed to King David) contain hidden "seed syllables" that will produce magickal affects if pronounced aloud.

The Book of Psalms consists of 150 psalms, each of which constitutes a religious song, though one or two are atypically long and may constitute a set of related chants. When the Bible was divided into chapters, each Psalm was assigned its own chapter.

The use of Psalms in Hoodoo magick is much like the conjurations of the Solomonic tradition. The magickal effect produced by the scripture is directly related to the subject-matter of the passage. For instance, if one wants to bring fortune to his home, one might recite Psalm 61 which says:

*Thou hast been a shelter for me, and a strong tower from the enemy. I will abide in Thy tabernacle forever, I will trust in the covert of Thy wings.*

If one has need to travel by night, one might invoke protection via Psalm 121 which says:

*I will look up mine eyes unto the hills, from whence cometh my help.*

For headaches or backaches, one can recite Psalm 3 (traditionally used in exorcism) which contains the line:

*Thou, o Lord, art a shield for me; my glory, and the lifter of my head.*

In this manner, the Psalms have numerous uses- such as release from prison, business success, safe childbirth, success in court, defeat of enemies, general protection from evil and more.

I cannot stress enough how important psalm magick is to Voodoo Hoodoo practice. Do not gloss over this section! Note that this book comes with the entire Book of Psalms as a separate ebook on the companion CD for your reference so you can look up the specific psalm for yourself. That is how important the psalms are in Hoodoo...you can't be a true conjuror if you don't incorporate the saints and the psalms in your practice!

Here is a partial list of some of the psalms and their special purposes:

- 64 - Accidents**, To avoid ...
- 64 - Enemies**, Protection from ...
- 29 - Demons**, To exorcise ... (Verse 1).
- 7 - Hex**, - To break ... (Verse 1-10).
- 94 - Justice**, for ... to triumph.
- 65 - Luck** - For ... in all of one's affairs.
- 111 - Love**, - To attract ... (Verse 4).
- 119 - Money**, - To attract ... (Verse 17-24).
- 129 - Oppression** - Escape from...
- 30 - Sickness**, - Recovery from ... (Verse 11-12).
- 29 - Storm**, for protection from ... (Verse 3-4).
- 132 - Worldly Goods**, - To acquire ... (Verse 12-18).

## CHAPTER V: Candle Magick

“All the darkness in the world cannot extinguish the light of a single candle.”

- St. Francis of Assisi

The practice of using candles, oil lamps, or a flame of some sort to accompany prayer is universally accepted by most religions. There is a false assumption, however, that the use of candles is a form of Satanism, witchcraft, or Voodoo. While candles are used in these other traditions, the act of burning a candle as a focusing tool in prayer is nothing more than an act of devotion.

Candle magick is a primary activity in hoodoo. Hoodoo candles are available in all sorts of types and shapes. The most popular of the hoodoo candles are the glass encased seven-day candles with pictures of saints and angels on the fronts and prayers on the backs.

The practice of candle magick in hoodoo is fairly simple. First, a candle is chosen of a color that matches the specific need, such as green for money, black for repelling, etc. Then, it is then anointed with appropriate dressing oil (Money Drawing Oil, Fast Luck Oil, etc). The final step is lighting the candle while reciting the appropriate psalm or statement of intent.

Some of the hoodoo candles are multicolored, one color, or specialized, such as the lucky lottery candle. Each one is designed to have a different effect. Candles can be found that are shaped in human form, and shaped like skulls, penises, and other representations accompany sympathetic magic. Sympathetic magic is based on the principle of like attracts like, so you

would use a candle in a shape that closely represents your need. For example, fertility spells have long been associated with penis candles.

Below is a list of some of the seven day candles, their color, purpose, best day to burn, and associated astrological sign:

<b>Color</b>	<b>Purpose</b>	<b>Day</b>	<b>Astrological Sign</b>
<b>White</b>	Used for Spirit, Clarity, Guidance	Monday but should also be used before doing any candle work	Aries and Pisces
<b>Blue</b>	Ancestors, Spirit Guides, Calming	Monday and Thursday	Gemini and Libra
<b>Green</b>	money, prosperity, healing, abundance	Friday	Cancer & Aquarius
<b>Red</b>	Courage, love, anger	Tuesday and Saturday	Taurus and Capricorn
<b>Purple</b>	Royalty, healing	Thursday and Saturday	Not applicable
<b>Pink</b>	Unconditional love of self and others, miracles	Any	Any, Aries
<b>Orange</b>	Success, especially in legal matters, joy	Sunday	Not applicable
<b>Yellow</b>	communication, energy, laughter	Wednesday and Sunday	Taurus
<b>Brown</b>	problem solving, animal magick	Any	Cancer and Capricorn

<b>Color</b>	<b>Purpose</b>	<b>Day</b>	<b>Astrological Sign</b>
<b><i>Black</i></b>	removal of negativity, protection	Saturday	Virgo and Scorpio
<b><i>Gold</i></b>	GOD force, confidence	Sunday	Virgo and Sagittarius
<b><i>Silver</i></b>	Goddess energy, moon magick	Monday	Cancer and Libra
<b><i>Seven African Powers/Rainbow</i></b>	works on all things at same time	All	<b><i>All</i></b>

Below is a short list of candle types and what they are used for:

- Black Cat – gambling luck
- Crucifix Altar - For divine assistance.
- Devil – For commanding lust and sex
- 7 Knob - For 7 day workings - adds power.
- Male/Female Image - To work a person.
- Gender - To affect the sexual nature.
- Skull - To invoke help of deceased spirits, meditating on death, or gambling luck.
- Marriage - To work a marriage or lover pair.
- Coiled Snake - To bind or control.

For an in depth read on working the candles, the reader is encouraged to refer once again to *The Magical Power of the Saints: Evocation and Candle Rituals* by Ray Malbrough.



## COLOR SYMBOLISM

One of the basic areas of knowledge necessary for conducting effective Voodoo hoodoo rituals is in understanding the color symbolism. The correct colors must be known for choosing candles, making mojo bags, oils, creating altars, ritual bathing, and otherwise pleasing the loas, Orishas, saints, and numerous Divine entities. This is necessary knowledge for what is referred to as “working the rainbow”. For a more in depth discussion about working the rainbow, I highly recommend Luisah Teish’s book, *Jambalaya, the Natural Woman’s Book of Personal Charms and Practical Rituals*.

Here is a breakdown of the basic colors used in Voodoo hoodoo rituals and rootwork and what they mean.

**White.** The color white is used in spells for spiritual cleansing, removing jinxes, protection, blessing, healing, assisting others, reversing hexes, restoring health, and all things positive. The color white is associated with gentle and noncoercive energies.

**Red.** The color red represents love, passion, romance, energy, lust, fertility, attention, or sexuality. Red is associated with strong or gentle energies, and can be coercive or subtly suggestive. You will use the color red in love spells and charms, fertility spells, sex magic, and seduction, for example.

**Purple.** Works using the color purple are typically concerned with power, psychic ability, commanding, compelling, controlling, or bending others to one’s will. Spells having to do with power, invocation, and controlling will include the color purple. Purple may also be used for peace, protection, and abundance purposes. Purple is associated with strong or gentle energies, and can be coercive or subtly suggestive.

**Green.** The color green is associated with money spells, wealth and prosperity spells, gambling and luck magic, fertility, and business success. When you want to influence anything to do with money and prosperity, you will use the color green. Green is associated with strong or gentle energies, and can be coercive or subtly suggestive.

**Black.** The color black can be used to remove evil or send harm. For example, black is used to repel negativity, for protection, or to banish negative people from your life. Another way of using the color black is in inflicting harm or destruction on another. Binding spells, hexes and jinxes, curses, enemy tricks, coercive magic and summoning dark spirits will often be associated with the color black.

**Yellow.** The color yellow is associated with mental agility, communication, fast action, success, and excelling at school or an academic setting. Yellow is associated with strong or gentle energies, and can be coercive or subtly suggestive.

**Pink.** The color pink is used in works to draw love, success, and attraction. Pink is associated with strong or gentle energies, and can be coercive or subtly suggestive.

**Blue.** For health, peace and abundance. Blue is associated with strong or gentle energies, and can be coercive or subtly suggestive.

**Brown.** For practical and material blessings, court cases, and neutrality. Brown is associated with strong or gentle energies, and can be coercive or subtly suggestive.

**Orange.** Recognition, control and creativity. Green is associated with strong or gentle energies, and can be coercive or subtly suggestive

# CHAPTER VI: Prepare to Mesmerize

**N**ow that you have a basic understanding of the color symbolism, the role of the saints and psalms, and the deities of Voodoo and Hoodoo, you can now see the kinds of tools and supplies you will need to perform rituals and rootwork. You will need to have a supply of certain incenses, oils, stones, and curios on hand to grab as the need arises.

Following is a list of some basic tools needed for spellcasting and rootwork.

## TOOLS AND SUPPLIES

1. Baskets for harvesting.
2. Bottles and jars. I encourage recycling bottles and jars of all kinds – perfumes, pickles, baby food, etc.
3. Cauldron. A cast iron pot or Dutch oven will suffice.
4. Charcoal blocks. This is the best way to burn loose incense, but avoid those that contain saltpeter as it is toxic. Pure bamboo charcoals from Japan are preferable.
5. Chimnea. This is a miniature fireplace. They come in a variety of sizes and are great for rituals and burning incense.
6. Droppers. These are essential for dispensing droplets of essential oils.
7. Funnel for ease of transfer of liquids, oils, and powders.
8. Kettle for heating water.
9. Measuring spoons, preferably stainless steel.

10. Mortar and pestle for hand grinding herbs, resins, tough spices, and roots.
11. Plastic bags for storage.
12. Pruning shears for harvesting plants and herbs.
13. Scissors for cutting twine, string, cord, and material.
14. Straining device, such as stainless steel sieve or cheesecloth.
15. Storage containers for herbs such as brown paper bags and dark glass containers.
16. Twine or hemp cord for tying herbs and mojo bags.

## INCENSES AND RESINS

In addition to the aforementioned supplies, it is also good to have a supply of certain incenses, herbs, plants, stones, minerals, and other items on hand. Here is a list of some frequently used incenses and resins in Voodoo magick and rootwork. For example, frankincense and myrrh are prominent in African healing and are holy incenses to Hoodoo.

- Aloes wood - Fumigant, spiritual incense used in love spells, invoking the aid of evil spirits as well as keeping them at bay.
- Camphor – Purifying incense; dream incense
- Copal – Fumigant, holy incense that comes as a resin or in cones and sticks. Used in love spells; blessings; healing from respiratory ailments.
- Dragon's blood – Resin or powder; used as luck charm; warding off evil; bring luck in money and love

- Frankincense – Fumigant, spiritual incense that comes as a resin or in cones and sticks. May be used for protection, blessing, consecration, intensifying concentration, summoning spirits
- Jasmine – Fumigant, spiritual incense that comes as dried flower tops or in cones and sticks. Associated with Yemayá
- Lavender – Fumigant, spiritual incense that comes as loose flowers or in cones and sticks. Used to attract the same sex.
- Myrrh – Fumigant, holy incense that comes as a resin or in cones and sticks. Used for peace, healing, relaxation, restoring health, stimulating sensual love, blessing, anointing, protection, honoring the Creator and Moon goddess.
- Patchouli – Fumigant, spiritual incense that comes as loose leaves or in cones and sticks. Used for protection, blessing
- Pink Rose – Associated with Erzulie Freda
- Rose Otto – Very expensive; used in love workings. Associated with Oshun and Aphrodite.
- Sandalwood – Fumigant, holy incense that comes as chips, powder, or in cones and sticks. Used as an aphrodisiac and a favorite of Oshun's. Also used for protection, safety, peace, health, blessing, purification, wish-making, and happy home spells.

## **HERBS, PLANTS, AND ROOTS**

Along with a variety of incenses and resins, you will need a supply of herbs. Here I have provided a list of some of the commonly used herbs and plants and their magical properties that you should know about and have on hand for your blends and mojo hands. Note that many can be used for more

than one purpose, sometimes depending upon the properties of the other herbs and plants they are blended with.

- Adam and Eve Root – love
- Allspice berries – good fortune in games of chance and business; relieves psychological stress
- Alfalfa – general good luck; luck in gambling; business success; financial security; prevent poverty and money troubles
- Alkanet root – good fortune in games of chance, money matters, and business; source of red dye
- Allspice – general good luck; luck in gambling; health
- Aloe Vera - protection
- Amber – love
- Anise – protection; general good luck; luck in gambling; increase psychic abilities; protect against evil eye
- Basil – Love; protection; happiness; peace; associated with Erzulie and Vishnu
- Bay leaves – protection; health; protection; success; enhance spiritual gifts; increase wisdom, clarity of thought, and insight; ward off evil; drive away enemies; victory
- Birch – protection
- Black pepper corns – prevent unwanted visitors; cause pain and sorrow to an enemy; revenge
- Cactus – protection; spines used for jinxing
- Catnip – Love; makes women attractive to men
- Cayenne pepper – jinxing enemies, driving enemies away; cause confusion in enemy household

## Voodoo Hoodoo Spellbook

- Cedar – protection; cleansing; blessing; health; source of benevolent power
- Chamomile - general good luck; luck in gambling; protection; remove money jinxes
- Cinnamon – protection; health; spicing up love; brings good fortune in business and games of chance
- Cloves – love; money drawing; friendship
- Clover – love
- Dandelion – wish granting; increase psychic visions
- Devil's Shoestring - general good luck; luck in gambling
- Dill – love; protection; break love jinx; restore sexual feelings; luck in court cases; ward off illness
- Dragon's blood – protection; general good luck; luck in gambling
- Eucalyptus – protection from jinxes; cast off evil; break bad habits
- Fennel – protection; keep the law away; ward of troublesome and meddling people
- Five finger grass – protection; health; gaining favors; gambling luck; traveler's protection; money drawing; uncrossing
- Garlic – protection; ward off evil
- Ginger – fiery protection; heats up love; gambling luck
- Ginger root - general good luck; luck in gambling
- Ginseng – protection
- Holly - general good luck; protection of the home

- High John the Conqueror – love; protection; health; luck in gambling and games of chance; bring great strength; success; personal power; money
- Irish moss – good fortune in money, business, and gambling
- Ivy – protection
- Jasmine – love
- Job’s tears – wishing; gambling luck
- Juniper – love; protection, blessing; cleansing; healing; berries bring good luck in sexual relations
- Lavender – love; protection, peace
- Lemon balm – clears away bad luck in love; draws in new lover; cleansing; health
- Licorice root – commanding; controlling; dominating
- Lilac – protection
- Lucky hand root – protection; general good luck; luck in gambling
- Magnolia leaves – protection; keep a husband faithful
- Mandrake root – love; protection; made into a doll for love or to conjure wealth
- Marigold – protection
- May apple - general good luck; luck in gambling
- Mimosa – protection
- Mint – protection; repel enemies; uncrossing, enhance psychic abilities; ward off unwanted spirits
- Mistletoe – protection from enemies, evil, and love jinxes



## Voodoo Hoodoo Spellbook

- Mustard Seed (white) – protection; love; restore male sexual energy; general good luck; ward off evil; luck in gambling
- Myrrh – protection, blessing,; purification
- Nutmeg – love; general good luck; luck in gambling
- Oak - general good luck; luck in gambling; uncrossing; removing unwanted spirits from home or place of business
- Orange peel - general good luck; luck in gambling
- Onion – protection
- Parsley – protection; love, fertility; death; rent a house
- Patchouli – protection; draw love and money; uncrossing
- Pine - general good luck; luck in gambling
- Raspberry leaves – brings good luck and fidelity
- Rose – drawing love; luck and protection
- Rosemary – empowers women; powerful guardian, protection; ward off evil, brings good luck in family matters; brings good dreams
- Sage – protection, cleansing; blessing; wisdom; gives strength to women
- Snakeroot - general good luck; luck in gambling; protection; health; domination; virility; money-finding
- Spanish moss –stuffing Voodoo dolls; jinxing; money-drawing
- Spearmint – love
- Star Anise - general good luck; luck in gambling; lucky dreams; ward off envy
- Thyme – peace of mind; increase and protect money; stops nightmares

- Vanilla – love
- Yarrow – courage; bravery; divination; protection

The best reference book for herbs and roots by far that I highly recommend is *Hoodoo Herb and Root Magic: A Materia Magica of African-American Conjure* by Catherine Yronwode. If you don't have it yet and are serious about learning, go and get it now.

## STONES AND MINERALS

In addition to incenses and resins, herbs and roots, you will need to have a selection of stones and minerals on hand. Here is a suggested list of some stones and minerals and their properties to get you started.

- Agate – health (lighter shades); luck; gambling luck (darker shades)
- Amber – love; luck; gambling luck
- Amethyst – health, spiritual protection
- Apache tears – protection
- Aquamarine – love
- Aventurine – luck; gambling luck
- Gold – good luck; gambling luck; money
- Hematite – health; grounding
- Flint – protection; health
- Jade – protection; health
- Jasper – protection
- Lapis lazuli – protection; health; love
- Malachite – protection; love

- Moonstone – protection; love
- Mother of pearl – protection
- Obsidian – protection
- Opal – love
- Pearl – protection; good luck; gambling luck; love
- Petrified wood – protection; health
- Pyrite – gambling luck, money
- Quartz crystal – protection; blessing;, peace; health
- Red coral – protection; love
- Rose quartz – love
- Ruby – protection
- Sapphire – health
- Sodalite – health
- Sulphur – kill an enemy; crossing; move someone away; make an enemy your friend
- Tiger’s eye – protection
- Topaz – protection; health
- Turquoise – protection; health

## **ASSORTED OBJECTS AND CURIOS**

Here are some other commonly used elements to have on hand for rootworking, spells, and mojo bags:

- Ace of diamonds – luck in gambling
- Ammonia – purifying, cleansing, protection; may replace urine
- Arrowhead – protection; love

- Bat – substitute bat nuts (Devil’s Pods) as bats are endangered; gambling charm; luck, happiness, to kill
- Black beans – protection
- Black cat bone (PLEASE substitute chicken bones painted black) – good luck; gambling luck
- Black cat hair – gambling luck; break up a couple
- Black dog hair – break up a couple; bring trouble to a couple; drive enemies away
- Black-eyed peas – good luck
- Black salt – evil purposes; drive away evil; get rid of unwanted guests
- Bluestones – gambling luck; draw good spirits; ward off evil spirits; protection; success
- Brick dust (red) – protection scrub for home; gambling luck; business money scrub
- Broom – protection; cleansing; make two people fight; ward off unwelcome visitors; keep troublesome or meddling visitors from returning
- Buckeye nut – enhance male virility; gambling charm; improve business sales; gaining employment
- Chain – protection
- Coffin nails – used in spells of malice ; cause illness; break up couples
- Copper coins or medals – health
- Coins – money
- Cowrie shells – used in divination and jewelry; represents female genitalia and used in love and jinxing spells, typically used as a doll or on a Voodoo doll

## Voodoo Hoodoo Spellbook

- Crucifix – protection; blessing
- Dice (pair) – good luck; gambling luck
- Dollar sign – good luck; gambling luck
- Egyptian Ankh – good luck; gambling luck
- Epsom salts – disarm enemies; purification bath and floor wash
- Flowers from a wedding – love
- Four leaf clover – luck; gambling luck
- Glass eye or marble – health
- Gold – money
- Goofer dust – jinxing an enemy in family, job, money, and health; killing powder; evil workings
- Graveyard dirt – protection (blessed with holy water); cause unnatural illness in enemies; gaming luck
- Green candles – money
- Holy water – blessing; protection
- Keys – love
- Lodestones with fillings (2) – protection; good luck; gambling luck; attract power, favors, gifts
- Magnetic sand – drawing love and money
- Mustard seed – health
- Nails – protection
- Needles – carving names on candles for spells; used for focusing intent in Voodoo doll magic
- Olive oil – protection; used as a base for blessing oils
- Pink candles – love

- Prayers to the Saints – various
- Rain water – protection
- Religious images of Saints – various
- River water – protection
- Salt – protection; blessings, cleansing; good luck; uncrossing
- Saltpeter – protection; purification; uncrossing; changing luck
- Silver – money
- Sugar or other sweeteners – drawing love; attracting customers and money to business; developing goodwill; manipulation in matters of love
- Tonka beans – love; luck
- Vinegar – curse and enemy; drive away enemies; love drawing douche; protection; cause discord among enemies
- Wedding ring – love
- Witch hazel – used in potions

While these lists are not exhaustive of the ingredients you will encounter in Voodoo and hoodoo spellwork, they form a very good foundation for the knowledge you need to understand why certain elements are called for in spells and conjuring. You may consecrate any of these items if you will be using them as a talisman or amulet by following the instructions in the chapter on Talismans.

## CHAPTER VII: Oils and Potions

**V**oodoo Hoodoo not only utilizes roots & herbs for its spells, but also candles, oils, incense, floor washes, sprays, powders - pretty much anything goes. Many spells are candle oriented for added power. The color of the candle is always in sync with the nature of the spell. By dressing (anointing) the candles with oils and rolled in powdered herbs, you're in effect adding an enhancement to your candle of power thereby making it that much more precise in your working.

This chapter spills the beans on some of the commonly used oils and potions in Voodoo hoodoo. You will need to know how to make these or you will need to buy them for many of the spells. Most traditional rootworkers make their own, although modernization of the practice along with internet access makes it easier for some folks to purchase what they need. Do whatever you want; there is no law that says you have to make your own. The advantage of making your own is that you know exactly what is in it and you can charge it yourself. If you must purchase, I recommend Cat Yronwode's site, [luckymojo.com](http://luckymojo.com) as a reputable place for just about anything hoodoo.

Many traditions of magic work with plant materials, and most assign some symbolic meanings or ascriptions to these ingredients. Many hoodoo and Voodoo spells require certain blends of oils and powders to accomplish a particular work or to enhance a spell. Always use a natural carrier oil to blend your magickal oils as unblended oils can burn the skin. You should only use a drop or two at a time on the skin. I use Grape Seed oil and almond oil for blending magickal oils, and Olive oil for blending holy oils. Jojoba oil is a

good alternative because it won't go rancid, although it is more expensive than the others. Mineral oil is good for negative works. You should always add tincture of Benzoin or Vitamin E oil to keep to any oils listed to keep them from going rancid.

## CARRIER OILS

Below you will find a list of carrier oils and their shelf life that can be used to make magickal anointing oils. This is important information when considering how often you will use the particular oil you make.

**Grapeseed Oil** - Shelf life is approximately 3-6 months. Solvent extracted grapeseed oil has a shelf life of 9 months. Keep refrigerated.

**Jobba Oil** - Indefinite shelf life.

**Mustard Seed** - Abyssinian Seed Oil - Shelf life is approximately 18-24 months.

**Olive Oil** - Shelf life is approximately 12 months to 18 months if stored properly in a cool dark place.

**Sweet Almond Oil** - Shelf life is approximately 3-6 months is not refrigerated. If refrigerated, the shelf life can be increased to 12 months.

## MAKING MAGICKAL OILS

As a general rule, you can use the following method for creating magickal anointing oils. In a mortar and pestle, pour two ounces of your base oil (olive, almond, grapeseed, etc.) and then add the herbs and other ingredients. Gently crush the ingredients and transfer the mixture to an airtight container and store in a dark place. After four days, check the oil to see if the fragrance is to the desired strength. If it is, then you can either strain



the oil with cheesecloth into your final container, or simply leave everything together. Store in a dark place. If you do not have the right aromatic strength, then strain the oil in cheesecloth back into your mortar, add enough of your base oil to bring it back to 2 ounces, and repeat the process of adding your ingredients, crushing them into the oil, and storing away for three days at a time. Repeat this as many times as necessary to achieve the desired strength.

Some herbs and resins are more readily absorbed than others. If you have an essential oil of an herb used in a recipe, you can add some to the recipe to enhance the aroma, as well. Be sure to add a few drops of tincture of Benzoin to your oils or they will go rancid (unless you are using jojoba oil as a base).

## **Precautions**

Please note that it is always possible to have an allergic reaction to any oil or oil blend. A skin patch test should be conducted prior to using any essential oil that will have contact with the skin. This is to determine if you may be allergic or have a sensitization reaction to the oil.

- 1) Keep all essential oils out of the reach of children and pets.
- 2) Pregnant women and persons with health problems must consult doctor.
- 3) Essential oils should never be used undiluted on the skin.
- 4) Essential oils should not be taken internally.
- 5) Products made with natural ingredients may still cause allergic reactions with some individuals.

When using oils on skin, be aware of any reactions that seem to be happening, and take first aid measures immediately. Flush the area with a lot of clean water and seek medical attention. Take the same steps (flush with

clean water, seek medical help) if you spill undiluted essentials on yourself, or get them in your eyes, nose, mouth or an open wound.

Working with essential oils requires knowing the properties of the oils and being aware of the safety issues about the oils you use. For your convenience, I have compiled a list of essential oils based on information is from Julia Lawless book *The Illustrated Encyclopedia of Essential Oils: The Complete Guide to the Use of Oils in Aromatherapy and Herbalism* (Illustrated Encyclopedia). You are encouraged to purchase the book and study it to gain the in depth knowledge required to master the art of apothecary.

**Hazardous Oils:** Bitter Almond, Arnica, Boldo, Broom, Buchu, Calamus, Camphor, Cassia, Chervil, Cinnamon (bark), Costus, Elecampane, Fennel (bitter), Horseradish, Mugwort, Mustard, Oregano, Pennyroyal, Pine (dwarf), Rue, Sage (common), Santolina, Sassafras, Savine, Savory, Tansy, Thuja, Thyme (red), Tonka, Wintergreen, Wormseed and Wormwood.

**Toxicity:** Essential oils which should be used in moderation (only in dilution and for a maximum of two weeks at a time) because of toxicity levels are: Ajowan, Anise Star, Basil (exotic), Bay Laurel, Bay (West Indian), Camphor (white), Cassie, Cedarwood (Virginian), Cinnamon (leaf), Clove (bud), Coriander, Eucalyptus, Fennel (sweet), Hops, Hyssop, Juniper, Nutmeg, Parsley, Pepper (black), Sage (Spanish), Tagests, Tarragon, Thyme (white), Tuberose, Turmeric, Valerian.

**Dermal/Skin Irritation:** Oils which may irritate the skin, especially if used in a high concentration: Ajowan, Allspice, Aniseed, Basil (sweet), Black Pepper, Boreol, Cajeput, Caraway, Cedarwood (Virginian), Cinnamon (leaf), Clove (bud), Cornmint, Eucalyptus, Garlic, Ginger, Lemon, Parsley, Peppermint, Thyme (white) and Turmeric.

**Sensitization:** Some oils may cause skin irritation only in those people with very sensitive skins or can cause an allergic reaction in some individuals. Always do a patch test before using a new oil to check for individual sensitization. Oils which may cause sensitization include: Basil (French), Bay Laurel, Benzoin, Cade, Canagaa, Cedarwood (Virginian), Chamomile (Roman and German), Citronella, Garlic, Geranium, Ginger, Hops, Jasmine, Lemon, Lemongrass, Lemon Balm (melissa), Litsea Cubeba, Lovage, Mastic, Mint, Orange, Peru Balsam, Pine (Scotch and long-leaf), Styrax, Tea Tree, Thyme (white), Tolu Balsam, Turmeric, Turpentine, Valerian, Vanilla, Verbena, Violet, Yarrow and Ylang Ylang.

**Phototoxicity:** Some oils are phototoxic, meaning they can cause skin pigmentation if exposed to direct sunlight. Do not use the following oils either neat or in dilution on the skin, if the area will be exposed to the sun: Angelica Root, Bergamot (except bergapten-free type), Cumin, Ginger, Lemon (expressed), Lime (expressed), Lovage, Mandarin, Orange and Verbena.

**High Blood Pressure:** Avoid the following oils in cases of high-hypertension: Hyssop, Rosemary, Sage (Spanish and common) and Thyme.

**Epilepsy:** Fennel (sweet).

**Diabetes:** Hyssop, Rosemary, Angelica, and Sage (all types).

**Homeopathy:** Homeopathic treatment is not compatible with the following: Black Pepper, Camphor, Eucalyptus and Peppermint.

## Storage

Essential oils should be stored in dark glass bottles or vials. However, essential oils can be packaged in clear glass bottles or vials if they

are stored in a box or dark carrying case. All essential oils should be kept at a moderate to cool temperature and away from children and pets.

## FORMULAS

Some of the following formulas will provide precise blending requirements, while others do not. This is because the way I make my oils is similar to the way I cook – like a Creole, with a little bit o’ dis and little bit o’ dat. Sometimes I want the strength of a particular herb or scent to be more or less depending on the work or purpose I have in mind and so I will adjust it accordingly. You can do this too, once you get comfortable with both the process of blending oils, as well as their properties.

In the meantime, here are some basic guidelines to go by when the precise measurements are not provided for a particular formula.

- **Anointing Oil** - Anointing Oils can be made using different concentrations of essential oils. Add 60-75 drops of essential oil or essential oil blend to approximately 1 oz. of carrier oil.
- **Perfume** – Add up to 20 drops of essential oil to 1/3 ounce of carrier oil. There are two types of carrier oils that work well for perfumes, jojoba oil and fractionated coconut oil. These carrier oils have a long shelf life and are nearly odorless.
- **Spray** – Add 30-50 drops of an essential oil or essential oil blend to an 8 oz. spray bottle. Fill the remainder of the bottle with distilled water. Most spray bottles of this size will be plastic; however, remember the oils will erode the plastic bottle in time.
- **Bath Oil**– Add 5-7 drops of essential oils or essential oil blend to one ounce of carrier oil. Pour a small amount of the blend into a tub

of running water. Stir the water and oil together before getting in the tub.

Now, here are some recipes for a variety of oils and potions for use in your magickal works. Anointing oils may be used for general purpose prayer or other applications, except for the Holy Anointing Oil, which is reserved for consecration and blessing purposes only.

I have provided background information and cited the source when known. The rest are my personal recipes, as well as those I have collected and recorded over the years and frankly, could not tell you where I got them from.

## **Abramelin Oil**

**Abramelin oil**, also called **Oil of Abramelin**, is a ceremonial magical oil blended from aromatic plant materials. Its name came about due to its having been described in a medieval grimoire called *The Book of Abramelin* written by Abraham of Worms. The recipe is adapted from the Jewish Holy Oil of the Tanakh, which is described in the Book of Exodus attributed to Moses.

There has been much written about this oil. In the Jewish tradition, from whence came the original Biblical recipe upon which Abramelin Oil is based, the Olive is a symbol of domestic felicity and stability, Myrrh is believed to be sacred to the Lord, Calamus is known for its sweetness and phalliform fruiting body and represents male sexuality and love, while Cinnamon is favored for its warming ability.

Crowley also had a symbolic view of the ingredients that he found in the Mathers translation:

This oil is compounded of four substances. The basis of all is the oil of the olive. The olive is, traditionally, the gift of Minerva, the Wisdom of God, the Logos. In this are dissolved three other oils; oil of myrrh, oil of cinnamon, oil of galangal. The Myrrh is attributed to Binah, the Great Mother, who is both the understanding of the Magician and that sorrow and compassion which results from the contemplation of the Universe. The Cinnamon represents Tiphereth, the Sun -- the Son, in whom Glory and Suffering are identical. The Galangal represents both Kether and Malkuth, the First and the Last, the One and the Many, since in this Oil they are One. [...] These oils taken together represent therefore the whole Tree of Life. The ten Sephiroth are blended into the perfect gold.

In hoodoo folk magic, these symbolisms are somewhat changed: Myrrh and Olive remain the same, but Cinnamon is for money, good fortune in business, and luck, and Calamus is used to break jinxes, control others, and luck. Galangal root is employed in protective work, especially that involving court cases.

Here are a couple of recipes for making Abramelin oil. The first employs the maceration (crushing and soaking) of herbs and the second employs the blending of essential oils. Which recipe you choose is purely a matter of personal preference.

A recipe for macerated Abramelin oil is as follows:

- 4 parts powdered Cinnamon bark
- 2 parts finely ground Myrrh resin
- 1 part Calamus chopped root, reduced to powder
- 7 parts Olive oil

The mixture is macerated for one month, then decanted and bottled for use, producing a fragranced oil suitable for anointing any portion of the body, and will not burn the skin. It may be applied liberally, after the manner of traditional Jewish Holy Oils, such as the one which was poured on Aaron's head until it ran down his beard. It is not, however, made "according unto the art of the apothecary", since it is not distilled after the maceration but decanted into bottles.

A recipe for Abramelin oil using essential oils is as follows:

- half part Cinnamon essential oil
- 1 parts Myrrh essential oil
- 1 part Calamus essential oil
- 1 part Cassia essential oil
- 7 parts Olive oil

Keep it in a clean container until you need it. This oil should be stored under the altar. This is highly fragranced oil that may be applied to the skin in more liberal amounts; it is a close, modern approximation of the oil described by Abramelin to Abraham of Worms.

Another recipe for Abramelin oil substitutes galangal root for Calamus root.

- 4 parts Cinnamon bark quills, reduced to powder
- 2 parts Myrrh resin tears, finely ground
- 1 part Galangal sliced root, reduced to powder
- 7 parts Olive oil

This mixture is macerated for one month, and then strained through cheesecloth and bottled for use. The result is a fragranced oil suitable for anointing any portion of the body, and it will not burn the skin.

## **Altar Oil**

This is good oil for blessing oneself or another, ritual objects, or anything that resides on the altar.

- 4 drops frankincense
- 2 drops Myrrh
- 1 drop cedar

Blend with 2 ounces of olive oil.

## **Anointing Oil**

Here is a very basic formula for anointing oil that is perfect for acts of consecration and blessings.

- Frankincense 35 Drops
- Myrrh 35 Drops

Blend with one ounce of Extra Virgin Olive Oil.

## **Attraction Oil**

A hoodoo Attraction oil for drawing money and love. Mix equal parts of:

- Grated Lemon Peel or Lemon Flowers
- Lovage Herb

Add a small piece of lodestone to each bottle, and add 2 tablespoons of this mix to 2 oz. of grape seed oil.

(from "Charms, Spells, and Formulas" by Ray Malbrough © 1999 Ray Malbrough)



## Attraction Love Oil

A hoodoo Attraction oil for drawing love. Blend equal parts of the following:

- Rose scent, which can be one or more of these:
- Essential Oil of Roses (Rose Otto)
- Essential Oil of Rose Geranium
- Rose Fragrance (synthetic)
- Lavender oil
- Vanilla oil
- Sandalwood oil

Touch to pulse points when in the presence of the one you want to attract.

## Bend-Over Oil

This extremely potent oil makes other people do your bidding. Use it to break any hexes and to order evil spirits to return to their sender. This oil is suitable for anointing candles and Voodoo dolls.

- Calamus root
- Licorice root
- Bergamot leaf or essential oil of bergamot

Blend together with a few grains of frankincense in almond oil and a bit of vitamin E oil.

## Black Arts Oil

Black Arts Oil is one of the more potent black magic oils with many uses and is brown in color. There are many recipes for Black Arts Oil. Here's a quick one:

- half a dropper essential oil of patchouli
- half a dropper essential oil of black pepper
- a pinch of valerian root
- a pinch of black poodle dog hair
- a pinch of black mustard seeds
- a pinch of Spanish moss
- a pinch of mullein
- a pinch of powdered sulphur
- nine whole black peppercorns

Blend into one half-ounce carrier oil such as almond.

(© 1999 Catherine Yronwode)

Author's note: I have also seen Black Arts oil blended with mineral oil and a pinch of mastic added to the above recipe.

## **Blessing Oil**

Add 2 tablespoons of the following resins to 2 ounces of oil.

- 2 parts Frankincense
- 1 part Benzoin gum

(from "Charms, Spells, and Formulas" by Ray Malbrough, Copyright © 1999 Ray Malbrough)

## **Blessing Oil (2)**

Here is another recipe for blessing oil:

- Frankincense Tears
- Benzoin Gum, crushed
- Essential Oil of Frankincense

## Voodoo Hoodoo Spellbook

- Essential Oil of Benzoin
- Rose scent, which can be one or more of these:
- Essential Oil of Roses (Rose Otto)
- Essential Oil of Rose Geranium
- Rose Fragrance (synthetic)
- Rose Petals

Top with almond oil, to which a bit of Vitamin E has been added.

(© 1999 Catherine Yronwode)

## Come to Me Oil

Recipes vary from person to person. They are generally floral in tone and usually red in color.

- rose
- jasmine
- gardenia
- lemon oil

(from "The Magickal Formulary" by Herman Slater © 1999 Herman Slater)

To the above formula, add rose petals for enhancing love, and patchouli leaves for enhancing passion.

## Confusion Oil

Confusion Oil is used when one wants to mess up the mind of another and their ability to think clearly.

- Guinea Pepper
- Chicory Root

- Licorice Root

Add a pinch of each to a base of mineral oil to cause confusion in your rival.

## **Dream Potion**

For vivid, prophetic dreams, blend the following and anoint the forehead before going to sleep:

- Red Wine vinegar
- Red wine
- Handful of rosemary
- Honey

## **Erzulie Freda Floral Perfume Oil**

Use this oil to increase your personal magnetism, and to draw love and prosperity to you.

- 3/4 cup jojoba oil
- 1/2 teaspoon essential oil of rose
- 1/2 teaspoon essential oil of lavender
- 1 teaspoon essential oil of geranium
- 1/4 teaspoon essential oil of ylang-ylang

Mix together and store in a tightly sealed bottle, in a dark place. Wear as a perfume or anoint charms.

## **Essence of Van Van**

Essence of Van Van is one of the most popular conjure potions in New Orleans. It is used for success, good luck and power spells. Simply add 10 per cent Oil of Lemon Grass in alcohol.

## Fast Luck Oil

This recipe is decidedly New Orleans in origin and is a triple luck formula used for quick success in gambling, luck, love, and sex.

- Oil of Cinnamon
- Oil of Vanilla
- Oil of Patchouli
- Oil of Wintergreen
- Nutmeg
- High John the Conqueror Root
- Flakes of Alkanet

Blend in carrier oil such as almond oil. Add several flakes of alkanet to bring love and luck drawing qualities and to create the characteristic red color. You may add chips of pyrite or lodestone to supercharge the oil even further.

**Quick Hoodoo trick:** Anoint your money before you spend it or put it on the doorknob at your place of business.

## Four Thieves Vinegar

Ingredients:

- 1 gallon cider vinegar
- 1 oz. rosemary
- 1 oz. wormwood
- 1 oz. lavender
- 1 oz. powdered camphor
- 1 oz. sage
- 1 oz. peppermint
- 1 oz. lemongrass

- 1 oz. rue

Mix everything in an airtight jar and set aside for six weeks. Strain the liquid into another container to bottle your homemade Four Thieves Vinegar.

**Rapid preparation:** Mix everything in an airtight container and heat in boiling water for four minutes for four days, beginning on a Monday. On the fourth day, strain the liquid and bottle your Four Thieves Vinegar.

## **Gambler's Luck Oil**

Use this oil on all works related to gambling. You can also anoint your palms with the oil and rub them together right before playing games of chance. Mix three parts cinnamon, 1 part carnation petals, and 1 part anise seed. Add two ounces of this mixture to two ounces of base oil. Place a small piece of High John the Conqueror root in each bottle of oil made.

(From "Charms, Spells, and Formulas" by Ray Malbrough, © 1999 Ray Malbrough)

## **Holy Anointing Oil**

This is a biblical recipe given to Moses by God (Exodus 30:21-29). It can be used to anoint or bless anything you wish to consecrate. To make, blend equal parts of myrrh oil, cassia oil, Calamus oil, cinnamon oil, and olive oil.

## **Holy Oil of Aspiration**

Early in the 20th century, the British occultist Aleister Crowley created his own version of Abramelin Oil, which he called "Oil of Abramelin," and sometimes referred to as the "Holy Oil of Aspiration." It was based on Mathers' substitution of Galangal for Calamus in the Abramelin Oil. His recipe reads as follows:

- 8 parts Cinnamon essential oil
- 4 parts Myrrh essential oil
- 2 parts Galangal essential oil
- 7 parts Olive oil

Crowley weighed out his proportions of essential oils according to the recipe specified by Mathers' translation for weighing out raw materials. The result is to give the Cinnamon a strong presence, so that when it is placed upon the skin "it should burn and thrill through the body with an intensity as of fire." This formula is unlike the grimoire recipe and it cannot be used for practices that require the oil to be poured over the head. Rather, Crowley intended it to be applied in small amounts, usually to the top of the head or the forehead, and to be used for anointment of magical equipment as an act of consecration.

## **Hoodoo Love Drawing Oil**

- Patchouli
- Dried orange rind
- Oil of jasmine
- Rose petals

Blend in carrier oil such as almond, olive, or grapeseed. Add rose petals for enhancing love, and patchouli leaves for enhancing passion.

## **Legba Oil (St. Anthony)**

Use Legba oil to create opportunities and clear away obstacles. To make this oil, you will need:

- Pinch of coffee grounds
- 3 drops Avocado oil

- 3 drops Coconut oil
- Palm kernel oil
- Pinch of sugar
- Dropper of rum

Blend in almond carrier oil and use to clear obstacles from your life.

## Louisiana Van Van Oil

This oil has multiple uses in New Orleans Voodoo. Simply add 2 tablespoons of lemongrass herb and two drops of lemongrass oil to two ounces of base oil. Add a piece of rock salt that has been blessed to the mixture.

Here is a recipe for an authentic Van Van Oil formula described by cat Yronwode of luckymojo.com fame:

- 16 parts lemongrass oil
- 8 parts citronella oil
- 1 part vetivert oil
- 1 part palmarosa oil
- 1 part gingergrass oil if you can get it

Mix together and let sit for at least week. This is your stock oil. In each 1/2 oz. bottle of VAN VAN OIL to be made up, place

- a pinch of dried lemongrass leaves
- a pinch of crushed pyrite crystals
- one full standard dropper-full of the above stock blend

Fill the bottle with undyed almond oil as a carrier.

(© 1999 Catherine Yronwode)



## **Marie Laveau's Peace Water or Five Holy Waters**

Blend equal parts:

- Holy Water from a church
- Spring Water
- River Water
- Rain Water
- Ocean Water

Blend the five waters altogether, with no fragrance and no oil.

## **Ogun Oil (St. John the Baptist Holy Oil)**

Use Ogun oil for protection from enemies, defense from evil influences, and to remove barriers. Use the following essential oils:

- Eucalyptus leaves
- Rosemary leaves

Add 2 tablespoons of each herb to 2 ounces of olive oil. Add a piece of rock salt to the final mixture to honor the orisha Ogun.

## **Oshun Oil (Caridad del Cobre Holy Oil)**

Use Oshun Oil to honor the river goddess and draw love and prosperity to you. Use the following essential oils to create this holy oil:

- Sweet orange
- Rose scent, which can be one or more of these:
- Essential Oil of Roses (Rose Otto)
- Essential Oil of Rose Geranium
- Rose Fragrance (synthetic)
- Cinnamon

- Magnolia

Blend in a base of grapeseed oil to honor the love goddess Oshun. To the above formula, add rose petals for enhancing love, and patchouli leaves for enhancing passion.

## **Peace Oil**

- Rosemary leaves
- Basil leaves
- Lavender flowers
- Sandalwood oil

Blend in a carrier oil such as almond, olive, or grapeseed.

## **Protection Oil**

Wear this oil as a perfume or anoint charms to protect from evil and negativity.

- Few drops of sandalwood oil
- Frankincense resin
- Few drops of sage oil
- Patchouli leaves
- Gardenia petals

Blend equal parts of the leaves and add to two ounces of olive oil.

## **Revenge Oil**

Revenge Oil is used to seek revenge against one who has done you a great wrong.

- Red Pepper
- Sulfur

## Voodoo Hoodoo Spellbook

- Wormwood
- Ground ivy root

Add equal amounts of each to two ounces of base oil.

### **Yemayá Oil (Mary, Star of the Sea Holy Oil)**

To honor the Mother of the Seven Seas, draw love, fertility, and family connection, use this special oil.

- Verbena leaves
- Basil leaves
- Anise seeds

To each ½ ounce of oil, add a small crystal. Blend in grapeseed oil to honor the mother of all Orishas, Yemayá.

For an authoritative resource for hoodoo and Voodoo magickal oils and such, the reader is encouraged to read *Charms, Spells, and Formulas* by Ray Malbrough.

## CHAPTER VIII: Recipes for Magickal Voodoo Inks

**M**any spells and rituals require the use of special ink in which to write name papers and the like. Early varieties include Egyptian ink, various natural dyes made from metals, the husk or outer covering of beans or seeds, and sea creatures like the cuttlefish (known as sepia). India ink is black and originated in Asia. Iron gall ink was used by many of the old masters for drawing. Early cultures developed many colors of ink from available berries, plants and minerals. Scribes in medieval Europe (about AD 800 to 1500) wrote on sheepskin parchment. One 12<sup>th</sup> century ink recipe called for hawthorn branches to be cut in the spring and left to dry. Then the bark was pounded from the branches and soaked in water for eight days. The water was boiled until it thickened and turned black. Wine was added during boiling. The ink was poured into special bags and hung in the sun. Once dried, the mixture was mixed with wine and iron salt over a fire to make the final ink. Approximately 5000 years ago, an ink for blacking the raised surfaces of pictures and texts carved in stone was developed in China. This early ink was a mixture of soot from pine smoke, lamp oil, and gelatin from animal skins and musk.

As an alternative to making your own inks or using the suggested ink, you can take a regular pen in the required color and consecrate it for use in ritual. Here is a ritual that was adapted from the Key of Solomon the King that will prepare your pen for ritual use.

Holding your pen up in front of you, recite the following:

*ADRAI, HAHLLI, TAMAH, TILONAS, ATHAMAS, ZIANOR, ADONAI, banish from this pen all deceit and error, so that it may be of virtue and efficacy to write all that I desire. Amen.*

Now, you should smudge using good smelling incense such as sandalwood, sprinkle it with holy water, and place it aside in a silken cloth of any color except black or grey.

For those who are so inclined, I have listed some contemporary recipes for three popular inks below.

## **Bat's Blood Ink**

- High quality red ink
- Cinnamon essential oil
- Myrrh essential oil

Blend together and use as ink for writing spells.

## **Dove's Blood Ink**

- High quality red ink
- Essence of rose

Blend together for writing love spells and drawing love talismans.

## **Dragon's Blood Ink**

Dragon's blood refers to the bright red gum resin of the Dragon palm tree. The red resin was used in ancient times as varnish, medicine, incense, and dye. It was used in medieval ritual magic and alchemy. It

continues to be employed for the aforementioned purposes by some. In Hoodoo and New Orleans Voodoo, it is used in mojo hands for money-drawing or love-drawing, and is used as incense to cleanse a space of negative entities or influences. It is also added to red ink to make "Dragon's Blood Ink", which is used to inscribe magical seals and talismans.

To make your own Dragon's Blood Ink, you will need:

- High Quality Red Ink
- Dragon's blood resin

Blend together for writing luck or protection talismans.

## CHAPTER IX: Spiritual Baths and Floor Washes

**T**he cosmic element of water has been used across cultures and over time for purifying, cleansing, baptizing, scrying, and a variety of magickal purposes. It is an important tool for hoodoo and Voodoo as it is considered powerful and transformative. Through the addition of special flowers, herbs, sticks, and other natural ingredients, ordinary water becomes spiritually charged floor washes, colognes/perfumes, and spiritual waters.

Many of the spiritual waters used in hoodoo were originally created as colognes or perfumes. They gained a special symbolism in the spiritual world because of the natural ingredients they were made of. Spiritual waters are used in home protection rituals and spiritual cleansings. They can be used on the altar as an offering, as a floor wash for blessings, or on the person to receive the special benefits they possess. These spiritual waters are readily available in pharmacies, botanic and magic shops in most areas. They can also be made if one has the right formulas.

Because spiritual/ritual baths are such an integral part of Voodoo and hoodoo, I have included a section that contains some useful recipes you may find useful. Their formulas and uses are provided.

### SPIRITUAL BATHS

Spiritual or ritual bathing is a good way to cleanse not only your body, but your spiritual body as well. Ritual bathing is recommended

whenever you expect to encounter negativity, fight fatigue, depression, anxiety, and fear of any kind. It can also be done following a negative experience to fortify your spirit.

Ritual bathing is done with any number of washes and bath salts made with special herbs and colors specific to the purpose at hand. There are a couple of things that are important to do when preparing a ritual bath. Some of these are necessary; others are optional. Guidelines for ritual bathing are as follows:

1. Always bless the water before getting into the tub. Invoke the loas, goddesses and orishas of the healing waters in a manner that is meaningful to you.
2. As you get into the tub, soak yourself from head to toe while naming your problems.
3. Spend at least 15 minutes soaking in the healing water for a ritual bath. You may meditate, visualize a resolution of your problem, sing, or sit in silence. Do whatever feels comforting to you.
4. As you let the water go down the drain, visualize your problems washing away. With the last drop of water say “Let it be so”.
5. Always clean your tub with saltwater afterwards. Sea salt is best, though regular salt will also do. Also, be sure to clean any objects used in the tub with saltwater.

As part of preparing your ritual bath, you may light your favorite incense and light a candle to make the experience especially comforting and enjoyable.

Always take a soap bath prior to a ritual bath. Never use soap, oils, or anything else. Never stay in a ritual bath longer than 30 minutes and allow your body to air dry to achieve the full effect.



## Preparing the Ingredients

There are a few rules of thumb to follow when preparing herbs and other ingredients for ritual bathing. First, herbs are never boiled. Rather, they are placed in a bowl and hot water is poured over them. They are allowed to steep for 15 minutes and the water is then strained and then allowed to cool. The cooling down period is when the water becomes “charged” with their respective medicinal powers.

Secondly, roots, nuts, barks and beans are boiled for about 30 minutes in a cast iron pot. Be sure not to use aluminum or metallic pots for this purpose. The wash should be brownish in color.

To prepare flowers and fresh herbs, gently tear, rub in the palms, and place in cool water. While doing this, you should be praying for the desired effect. The herbs and flowers are then strained from the water, which should have a green tint. This wash is referred to as the *Green Blood of the Earth*, which refreshes and revitalizes all that comes in contact with it.

## Kanaga Water

- oil of ylang ylang 10 minims
- oil of neroli 5 minims
- oil of rose 5 minims
- oil of bergamot 3 minims
- alcohol 10 oz.
- One grain of musk may be added

Dilute with distilled water to make a toilet water.

(From "Manual of Formulas, Recipes, Methods, and Secret Processes" edited by Raymond B. Wailes, Popular Science Publishing Co., New York, 1932).

## **Kanaga Water #2**

- ylang ylang oil 45 minims
- rose oil 15 minims
- cassie oil 5 minims
- almond oil 1/2 minims
- tincture of orris rhizome 1 fluid ounce
- tincture of Storax 3 fluid drachms
- grain musk 3 grains
- civet 1 grain
- tonka beans 3 (chopped)
- alcohol (90%) 9 fluid ounces

Mix, and digest one month, then filter. The above is a very delicious perfume. (From "Fortunes in Formulas For Home, Farm, and Workshop" edited by Hiscox and Sloane, The Norman B. Henley Publishing Company, 1937)

## **Eau de Cologne**

Eau de Cologne is a spirit-citrus perfume launched in Cologne in 1709 by an Italian perfumer. The original recipe remains a secret to this day. Nonetheless, the ingredients are known, just not the exact measurements of each. In a base of dilute ethanol (70-90%), Eau de Cologne contains a mixture

## Voodoo Hoodoo Spellbook

of citrus oils including oils of lemon, orange, tangerine, bergamot, lime, grapefruit and neroli. It can also contain oils of lavender, rosemary, thyme, orange leaf, and jasmine. You'll have to experiment to get the fragrance that appeals to you. It can be worn on the person, used as a floor wash or to bless ritual items.



Photo: 2 Eau De Cologne

## Purification Bath

Take this bath after you have performed a crossing or other bad work. It must be done in conjunction with the 51<sup>st</sup> psalm. You will need:

- Handful of hyssop
- Handful of rue

- Sea salt
- 2 white candles

Stand between the two white candles and light them. Recite the 51<sup>st</sup> psalm and pour the water over your head.

## **White Bath for Purification**

This is good for when you feel spiritually dirty, feel the need to cleanse your aura, need spiritual revitalization, or for cold and flu symptoms.

- 2 to 4 cups of evaporated milk or powdered milk
- 2 to 4 tablespoons of anise
- Wash with sea salt
- White or blue candle
- Coconut or Blessings incense

## **Yellow Bath for Attraction**

This is good for correcting relationships, attracting a lover, or for skin conditions.

- Yellow food coloring
- Parsley and yarrow flowers
- Wash with honey
- Yellow or orange candle
- Patchouli or cinnamon incense

## **Blue Bath for Protection**

This is good for when you are feeling nervous, stressed out, highly anxious, or paranoid. It will help you feel protected and calm.

- Blue food coloring or Indigo laundry bluing balls
- Lavender and rosemary herbs
- Wash with sea shells
- Blue or white candle
- Peace or watermelon incense

## **Green Bath for Health and Wealth**

This is good for maintaining optimal health.

- Green food coloring
- Heal-all or comfrey herbs
- Wash with white sage leaves or flowers
- Green or brown candle
- Myrrh or bayberry incense

## **Red Bath for Courage**

This bath is good for when you are feeling tired and lethargic. Do not take a red bath if you are angry as it will throw you way off balance.

- Red food coloring
- John the Conqueror or red peppers
- Wash with stones (jasper is available)
- Red or white candle
- Helping Hand or John the Conqueror incense

## Purple Bath for Power

When feeling the need for empowerment, or the need to take control of your life and affairs, take the purple bath.

- Blue and red food coloring
- Five finger grass or mustard seed
- Wash with 2 whole eggs (do not break)
- Purple or red candle
- Dragon's Blood or Commanding incense

## FLORIDA WATER

Florida Water is the American answer to Eau de Cologne, or Cologne Water. It shares the same citrus basis as Cologne Water, but has the addition of sweet orange (rather than the lemon and neroli of the original Cologne Water), and adds spicy notes including lavender and clove. According to the current trademark holders, **Lanman & Kemp Barclay**, Florida Water was introduced by the New York City perfumer (and founder of the original company) **Robert Murray**, in 1808. The company states that their product, now sold under the Murray & Lanman brand, still uses the original 1808 formula, and that the current label is also a slightly modified version of the 1808 original.



**Photo: 3 Label from a bottle of Florida Water, 1881.**

Originally, Florida Water was valued as unisex cologne, suitable for men and women. Victorian etiquette manuals warned young ladies against the "offensive" impression made by a strong perfume, but Florida Water and Eau de Cologne were recommended as appropriate for all, along with sachets for scenting linen. Large quantities were also used by barbershops as cologne and aftershave. In the 1880s and 1890s **Murray & Lanman Florida Water** was advertised as "The Richest of all Perfumes" and "The most Popular Perfume in the World".

Although now obscure to most of the general American population, Florida Water remained popular among South American and Caribbean cultures and was incorporated into magical and ritual traditions including hoodoo.

There have been numerous formulas for Florida Water published over the years. Here I have provided three.

### **Florida Water Formula #1**

- oil of bergamot 3 fluid ounces
- oil of lavender 1 fluid ounce
- oil of lemon 1 fluid ounce
- oil of cloves 1 1/4 fluid drachms
- oil of cinnamon 2 1/2 fluid drachms
- oil of neroli 1/2 fluid drachms
- essence of jasmine 6 fluid ounces
- essence of musk 2 fluid ounces
- alcohol 8 pints
- rose water 1 pint

Mix and, if cloudy, filter through magnesium carbonate.

(From "Fortunes in Formulas For Home, Farm, and Workshop" by Hiscox and Sloane, The Norman B. Henley Publishing Company, 1937)

### **Florida Water Formula #2**

- Oil of bergamot 3 oz
- Oil of lemon 1 oz
- Oil of English lavender 1 oz
- Oil of cloves 12 drops
- Oil of cinnamon 20 drops
- Tincture of Benzoin
- 1 gallon alcohol



- 1 pint of rose water

(Adapted from “American Druggist and Pharmaceutical Record”)

## **MAGICKAL BATHS TO STOP NEGATIVITY**

The following baths are used to rid oneself or others of unwanted negative energies. They vary in complexity, from the use of a single ingredient to multiple ingredients.

### **Bath #1**

Add one tablespoon of ammonia to the bath water. This bath should only be used once every three months. You may also add a tablespoon of ammonia to the water used to wash your clothes on a weekly basis. This insures that your clothing is free from negative energy.

### **Bath #2**

Add Florida Water Cologne to the bath water.

### **Bath #3**

- Hyssop
- Rosemary
- Rue
- Rock Salt
- Consecrated or Holy Water
- 1 tablespoon Florida Water Cologne

### **Bath #4**

- Sweet Basil

- 1 tablespoon powdered eggshell
- Consecrated or holy water

## **Bath #5**

To be used when a person's life and safety are in danger due to a hex or curse. It is said to remove very powerful negative spells.

- Blessed thistle
- Boneset
- Clover
- Hyssop
- ¼ teaspoon myrrh
- Vetivert
- 1 cup rock salt
- Consecrated or holy water
- 1 cup goat's milk
- 1 tablespoon powdered eggshell

## **Bath #6**

To get rid of the negative people in your life, make the following bath:

- 1 teaspoon garlic
- Iron weed
- Rosemary
- Florida Water Cologne
- Consecrated or Holy Water

## **Magickal Bath to Promote and Foster Love**

Make a bath with Rose Blossom Cologne, Orange Blossom Cologne, and a cup of yarrow tea.

# CHAPTER X: How to Make a Gris Gris Bag

**M**ojo Bags, Conjure Bags, Gris Gris Bags, Mojo Hands, Nation Sacks, and Root Bags...Essentially, all of these are the same thing – a charm or spell in a bag. The one difference is that nation sack is prepared by women for women.

However in New Orleans, we call these charms *gris gris* (gree gree) bags. This is just a short primer on the basics of fixing a gris gris bag. Once you know the basics, the rest is up to you.

Gris gris bags are carried in the form of a doll or a bag and are essentially a means of carrying a charm or a spell. Marie Laveau was most famous for her potent gris gris charms which consisted of a magickal symbol or *vévé* written with dragon's blood ink on parchment paper and sewn into cloth or leather bags. Her clients spent thousands of dollars on these charms and swore by their effectiveness.

Traditionally, a gris gris bag is a 2 inch by 3 inch drawstring bag made out of red flannel, chamois, or leather into which special herbs, stones, personal effects, roots, bones, coins, metal lucky charms, crystals, good luck tokens, carved stones, and European seals and sigils that have been written on parchment paper. Other colors can also be used according to their magickal symbolism. You should only put an odd number of items into your gris gris bag; never less than three and never more than thirteen. The items are blessed as they are placed into the bag and the whole bag is dressed with anointing oil. It is then smudged in incense of some kind, or breathed upon, which is said to activate the magick.

A gris gris bag is a sort of talisman magick, except it is hidden from the view of others. It is always ritually prepared in front of an altar. Remember, here are the five things to remember when “fixing” a gris gris bag:

1. Color symbolism is important. Choose a color specific to your need.
2. It must contain an odd number of items, more than three, never more than 13.
3. It must be filled with items that are specific to the desired purpose.
4. It must be dressed with a liquid of some kind.
5. It is also smudged or smoked in incense, candle, or breathed upon.

To use a gris gris bag, hold it and focus on the need or desire that you have. Imagine yourself accomplishing your goal by creating a clear vision of yourself successfully attaining what it is you desire in your mind. Do this exercise as frequently as possible. Place it in a special place to remind you of your need or desire. Women typically wear them in their bras or on their left sides, while men wear them on the right



**Photo: 4 Gris gris bags.**

# CHAPTER XI: Hoodoo Powders and Gris Gris

**G**ris gris (pronounced *gree-gree*) is a term used in New Orleans to describe the type of grey magic and mojo practiced by many hoodoos. There's a gris gris for anything and everything. I was always taught that gris gris is whatever mixture you concoct for whatever situation that arises. Many times gris gris is employed in foot track works. Gris gris can be a combination of powdered minerals, herbs, graveyard dust, roots, etc.

Powders are commonly used in hoodoo magick. They are used in spells, in creating charms, in mojo bags and gris gris, in dressings letters, job applications, business cards, in blending with other powders, and in foot track magick. The most popular ingredients in these powders are sulfur, graveyard dirt, salt, and pepper.

Here are a few recipes to assist you in your conjuring endeavors.

## Algier's Powder

Used to attract love by dusting the body or gris gris.

- Patchouli
- Orris root
- Vanilla Oil

Grind herbs and add to a base of rice flour or corn starch. Mix in a few drops of Vanilla oil.

## **Algier's Fast Luck Powder**

This powder is used when you need luck in a hurry.

- Wintergreen oil
- Patchouli
- Cinnamon

Grind herbs and add to a base of rice flour or corn starch. Mix in a few drops of Wintergreen oil.

## **Aunt Sally's Dream Powder**

Make some of this to have prophetic dreams. Sprinkle on your sheets before going to bed.

- Licorice
- Cinnamon
- Cardimon
- Coriander

Grind herbs and add to a base of rice flour or corn starch.

## **Blessings Powder**

- Lavender
- Jasmine
- Sandalwood
- Magnetic sand

Grind herbs, add magnetic sand, and add to a base of rice flour or corn starch.

## Controlling Powder

Corn starch, saltpeter, Epsom salts

## Drawing Powder

- Corn meal
- Magnetic sand
- Confectioner's sugar

Add to a base of rice flour or corn starch.

## Goofer Dust

Goofer Dust is a very old African-American hoodoo blend used to cause serious trouble, harm, or kill an enemy. There are a number of recipes, no doubt reflecting the intent of the conjuror. Goofer dust can also be used for its protective properties if you add the right ingredients to it. You should not use goofer dust; I have included it here for its folkloric value.

Basic goofer dust contains:

- Graveyard dirt
- Black salt
- Ground sulfur
- Snake skin
- Magnetic sand
- Dried pigeon shit

To this basic blend, one would add particular items to enhance its effects, such as ground insects, powdered bones, or black pepper.



## Graveyard Dust

Graveyard dirt gathered from nine separate graveyards, with one from a child's grave for good works, or one or more from a criminal's grave for bad works.

## Hot Foot Powder

- Chili powder
- Red pepper
- Black pepper
- Sulfur

Mix in a base of rice flour or corn starch.

## Jinx Removing Powder

- Mint
- Wintergreen
- Chamomile

Grind herbs and add to a base of rice flour or corn starch.

## Money Drawing Powder

- Cedar
- Patchouli
- Galangal
- Ginger

Grind herbs and add to a base of rice flour or corn starch.

## CHAPTER XII: Talismans

**A** **talisman** is a small amulet or other object, often bearing magical symbols, worn for protection against evil spirits or the supernatural. In Afro-Caribbean syncretic religions like Voodoo, Umbanda, Quimbanda and Santería, drawings are used as amulets or talismans and placed in mojo bags. Other symbols, such as magic squares, angelic signatures, seals of Solomon, and kabalistic signs have been employed to a variety of ends, both benign and malicious. All of these are employed in hoodoo.

Horseshoes are considered a good luck charm in many cultures. A common tradition is that if a horseshoe is hung on a door with the two ends pointing up then good luck will occur. However, if the two ends point downwards then bad luck will occur. Traditions do differ on this point, though. In some cultures, the horseshoe is hung *points down* (so the luck pours onto you); in others, it is hung *points up* (so the luck doesn't fall out); still in others it doesn't matter so long as the horseshoe has been used (not new), was found (not purchased), and can be touched. In all traditions, luck is *contained* in the shoe and can *pour out* through the ends.

The difference between an amulet and a talisman is negligible in terms of their effects. In magick circles some will say that amulets are charged when the moon is waning and talismans are charged when the moon is waxing.

## How to Consecrate a Talisman

Your talismans and amulets should be consecrated. To do so follow these instructions:

Light some incense as an offering to the Divine (or whoever you believe is your higher power). Light three white candles which have been placed in a triangle form on your altar. Place the amulet or talisman upon your altar in the center of the triangle between the candles.

Sprinkle the amulet/talisman with salt.

"I consecrate you with the element of Earth, that you will provide an aura of protection to the person who holds you."

Pass the amulet/talisman through the incense.

"I consecrate you with the element of Air, that you will provide an aura of protection to the person who holds you."

Pass the amulet/talisman through candle flame.

"I consecrate you with the element of Fire, that you will provide an aura of protection to the person who holds you."

Sprinkle the amulet/talisman with water.

"I consecrate you with the element of Water, that you will provide an aura of protection to the person who holds you."

Place amulet/talisman back on your altar. Place both hands over the amulet/talisman.

Visualize a white light from above pouring into the amulet/talisman.

"I charge this amulet/talisman to serve as (name its purpose) for I [your name] am servant of the Divine. So be it!"

Extinguish your candles (always pinch out the flame, never blow).

Your Amulet or Talisman is now ready to use.


## THE TALISMANS

Use the following talismans in your mojo bags, nations sacks, and gris gris bags. Copy the ones you need and put them in your gris gris bags to supercharge their magickal effects. For the best result, draw out the talisman on a piece of parchment paper with Dragon's blood ink. Alternately, you may print out the page, cut out the desired talisman, and fold it either towards you to draw the talisman's properties to you, or away from you to repel negativity.

You will find on the Voodoo Hoodoo Spellbook companion CD a number of sacred and authoritative texts that contain many more talismans. Abramelin's Magickal Word Squares, the 6<sup>th</sup> and 7<sup>th</sup> Book of Moses, and the

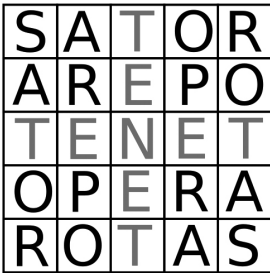
Black Pullet are some of the texts found on the CD from which many a hoodoo talismans derive.

## Loa Exu



The ritual symbol for the god of crossroads, Exu. Use for removing obstacles and creating opportunities.

## Satori Square



The **Sator Square** is a word square containing a Latin palindrome featuring the words *SATOR AREPO TENET OPERA ROTAS* written in a square so that they may be read top-to-bottom, bottom-to-top, left-to-right, and right-to-left. Use

for removing jinxes and hexes, to protect from evil influences, and to protect against fatigue when traveling.

## Pentagram



A pentagram is the shape of a five-pointed star drawn with five straight strokes. Use as an amulet to attract money, love, etc; and protect against envy, misfortune, and other disgraces.


## Celtic Talisman



Celtic talisman for protection.

## Love


This design for an amulet comes from the Black Pullet grimoire. The **Black**



**Pullet** is a grimoire that proposes to teach the "science of magical talismans and rings", including the art of necromancy and Kabbalah (A copy of the Black Pullet is included on the Voodoo Hoodoo companion CD).

Embroider it upon black satin, and say "Nades, Suradis, Maniner", and a djinn is supposed to appear; tell the djinn "Sader, Prostras, Solaster", and the djinn will bring you your true love. Say "Mammes, Laher" when you tire of her.

## Loa Kalfou




Loa Kalfou vévé for protection when traveling.

## Four Leaf Clover




Deriving from the ancient Celts, the clover, if it has four leaves, symbolizes good luck (not the Irish shamrock, which symbolizes the Christian Trinity).

## Pomba Gira




Pomba Gira for wild sex and passion

## Marie Laveau



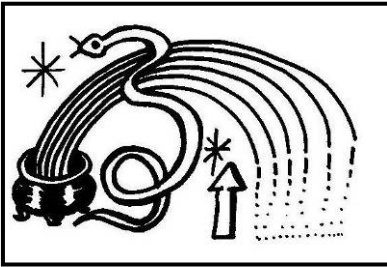
Marie Laveau talisman for protection

## Ogun




Ogun talisman for power

## Damballah Wedo



Damballah Wedo for wealth and luck

## Loa Marinette



Loa Marinette for protection from illness




## Power




Power to destroy talisman. Use when you need to break up or end a situation. Can be used against a person but **not recommended**.

## La Sirene



Loa La Sirene for seduction of the opposite sex.

## Ayida Wedo




Loa Ayida Wedo for gaining control of your future.

### Sexual Potency




Loa Erzulie Freda for sexual potency.

### Winning Court Cases



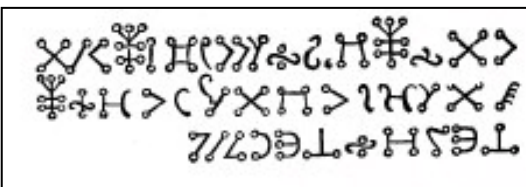
Loa Marie Laveau for winning court cases.

### Prosperity



Aquarius for prosperity.

### Luck and Friendship



Hebrew amulet for luck and friendship


## To Conjure Celestial Powers



Use this talisman to conjure the celestial and infernal powers. Make a ring of the talisman with the bottom words written inside the band of the ring. Wear the talisman on your finger and put it over your heart and then pronounce the following words: *Siras, Etar, Besanar*, and you will perceive the effects.

## For Wealth and Riches

This talisman will enable you to discover all the treasures which exist and to



ensure you the possession of them. Make a ring of the talisman, making sure to inscribe the bottom characters on the inside of the ring. Place the ring on the second finger of your right hand, enclose the talisman with the thumb and little finger of your left hand, and say, *Onaim, Perantes, Rasonastos*. Seven spirits of a bronze color will appear, each carrying a large hide bag of riches that will be emptied at your feet.

## Seal of the Choir of the Ministering Archangels



According to the sixth book of Moses, the most useful ministering arch angels of this seal are the following: Uriel, Arael, Zacharael, Gabriel, Raphael, Theoska, Zywolech, Hemohon, Yhael, Tuwahel,

Donahan, Sywaro, Samohayl, Zowanus, Ruweno Ymoeloh, Hahowel, Tywael.

The particularly great secret and special use of this seal is that if this seal is buried in the earth, where treasures exist, they will come to the surface of themselves, without any presence during a full moon.

### True Seal of the Choir of Hosts (the Second Seal of Solomon)



The special secret of this seal is this: If a man carries this Seal with him, it will bring him great fortune and blessing; it is therefore called the truest and highest Seal of Fortune.

## Chapter XIII: The Spells

Typically, chants are not used in Hoodoo as they are in Paganism or Wicca. Rather, selections from the Bible are read for the spell's intent such as the Psalms or other parts of scripture that hold meaning. One example is using the 91st Psalm for Uncrossing or Jinx Removing purposes. The Psalm is recited three times while you are focused on the candle. An uncrossing bath may be used in conjunction with the ritual prior to the lighting the candles. Incantations are used in some spells that are influenced by European folk magic.

Another note about Voodoo hoodoo spells: most are quite simple in their application. No long drawn out ritual is usually necessary to perform effective magick (although there are a few longer ones). Once you have your hoodoo medicine chest stocked, it becomes a matter of using your intuition combined with certain techniques to quickly assemble some gris gris or a trick in order to get the job done.

In performing any type of spell, if there are no specific directions for disposing of the left-over water, wax, ashes, roots, powders, and so forth, then take them to a crossroads and dispose of them there by throwing them into the center. You should then walk away and not look back.

### **A Note about Animal Sacrifice**

Animal sacrifice is currently not practiced in New Orleans Voodoo. It is believed unnecessary for the culture in which we reside, and sacrificial offerings are made in numerous other forms that do not require the killing of animals.

Blood sacrifice is still practiced in Haiti and Africa, as well as in parts of the United States by some practitioners of Santeria and other variant religions of African origin. There are a couple of reasons for this. One reason for animal sacrifice is economic. Hunger and poverty prevail in Haiti and parts of Africa and when an animal is sacrificed in a ritual, it is afterwards consumed by the community. Thus, the ritual also serves the purpose of building connectedness between members of the community through the power of the ritual. Another reason for blood sacrifice is the belief that the Voodoo initiate can increase their power to invoke the spirits or the dead by tasting the blood of the sacrificed animal.

None of the spells or rituals in this book includes the practice of animal sacrifice or the use of sacrificial blood. If the reader is interested in this type of practice, you are encouraged to look elsewhere.

## **BANISHING SPELLS**

Banishing spells are spells designed to get rid of an enemy, or drive away an unwanted neighbor, for example. They can be used to banish illness, emotions, banish a lover's jealousy, and unwanted spirits as well. Banishing spells are best done during a waning moon.

### **Banish Illness**

For this spell you will need a handful of salt. Take the salt and toss it into the flames of a fire. The flames will turn blue. Gaze into the blue flames and focus intently on the illness leaving. As you visualize the illness going away, repeat the following words:

*Sickness burns, good health returns.*

This spell can be used on yourself or on another person.

## **Enemy be gone**

1. Purchase an all purpose Voodoo doll or make a Voodoo doll to represent your intentions.

2. Write a statement of purpose. "I am here to banish negative influences from my life. Right now, (name) is exerting an extremely negative force upon me. I ask for the Manman Brigit and Baron Samedi to assist me in banishing these forces and eliminating his/her destructiveness".

3. Put the statement inside the doll.

4. Take the Voodoo doll somewhere far away from your home, dig a hole, place the doll in the hole, burn it, and bury it in the hole. As you burn the doll, say: "Ashes to ashes, dust to dust, Enemy be gone, far away you must!"

5. Cover the remains of the doll with the dirt. Thank the loa by leaving black coffee on the spot where the doll is buried. Leave the place without looking back and do not ever return to that spot.

## **Ritual to Get Someone Out of the House**

This is a ritual by Marie Laveau as reported by Zora Neale Hurston in her seminal work, *Mules and Men*. The narrative has been left intact to retain its folkloric value. I have edited minimally the punctuation to increase its readability.

"Too many women in my house. My husband's mother is there and she hates me and always puttin' my husband up to fight me. Look like I can't get her out of my house no ways I try. So I done come to you."

"We can fix that up in no time, dear one. Now go take a flat onion. If it was a man, I'd say a sharp pointed onion. Core the onion out, and write her name five times on paper and stuff it into the hole in the onion and close it back with the cutout piece of onion. Now you watch when she leaves the house and then you roll the onion behind her before anybody else crosses the doorsill. And you make a wish at the same time for her to leave your house. She won't be there two weeks more." The woman paid and left.

That night we held a ceremony in the altar room on the case. We took a red candle and burnt it just enough to consume the tip. Then it was cut into three parts and the short lengths of candle were put into a glass of holy water. Then we took the glass and went at midnight to the door of the woman's house and the Frizzly Rooster held the glass in his hands and said, "In the name of the Father, in the name of the Son, in the name of the Holy Ghost." He shook the glass three times violently up and down, and the last time he threw the glass to the ground and broke it, and said, "Dismiss this woman from this place." We scarcely paused as this was said and done and we kept going and went home by another way because that was part of the ceremony.

## **To Get Rid of a Troublesome Neighbor**

1. Light a black candle and dress with castor oil.
2. Write the neighbor's name on a piece of paper and the word "goodbye". Place the paper under the candle.
3. Mix powdered mud daubers nest with graveyard dirt and throw it at the neighbor's front door.
4. Recite psalms 74, 101, and 109 three times each and let the candle burn out.



## **Banishment and Equalizer Spell**

This spell asks God to be the mediator between you and your enemy by protecting you and punishing the person who hurt you.

This spell can be used as a means to settle the score with an enemy, by causing them to be ostracized, resulting in mental anguish, and eventually going away. Since you are asking God to intervene for you, you are not subject to any ill effects or bad karma.

Write the name of your target on the parchment paper and anoint with Black Arts oil. Tuck the paper into the Voodoo doll. Recite Psalm 55 nine times over the doll, and stick one pin through the parchment paper and into the doll. Wrap the doll in a black cloth and hide in a dark place, careful to choose a place where no one can find it and handle it.

Each day for eight more days (for a total of nine days), take out the doll and recite Psalm 55 nine times over it and stick a pin through the parchment paper and into the doll. Wrap the doll in a black cloth and hide away in a dark place, away from prying eyes.

On the ninth day, take the doll and the black cloth and bury it near a cemetery. Alternately, you can burn the doll and throw the ashes in a cemetery. Or, you may keep the doll and remove the parchment paper and nine pins from the doll and either bury them in or near a cemetery or burn and throw the ashes in or near a cemetery. If you keep the doll for future use, you may only use it for the same person, and you must keep it wrapped up and away from view, except when you wish to speak to your enemy through it.

***Psalm 55***

Have mercy on me, O God, for man hath trodden me under foot; all the day long he hath afflicted me fighting against me.

My enemies have trodden on me all the day long; for they are many that make war against me.

From the height of the day I shall fear: but I will trust in thee. **The height of the day...** That is, even at noonday, when the sun is the highest, I am still in danger.

In God I will praise my words, in God I have put my trust: I will not fear what flesh can do against me. **My words...** The words or promises God has made in my favour.

All the day long they detested my words: all their thoughts were against me unto evil.

They will dwell and hide themselves: they will watch my heel. As they have waited for my soul,

For nothing shalt thou save them: in thy anger thou shalt break the people in pieces. O God, **For nothing shalt thou save them...** That is, since they lie in wait to ruin my soul, thou shalt for no consideration favour or assist them, but execute thy justice upon them.

I have declared to thee my life: thou hast set me tears in thy sight, As also in thy promise.

Then shall my enemies be turned back. In what day soever I shall call upon thee, behold I know thou art my God.

In God will I praise the word, in the Lord will I praise his speech. In God have I hoped, I will not fear what man can do to me.

In me, O God, are vows to thee, which I will pay, praises to thee:

Because thou hast delivered my soul from death, my feet from falling; that I may please in the sight of God, in the light of the living.

### **Get Someone to Move**

Get a small jar or bottle with a lid. On a piece of paper draw a house with a big X thru it. Then write the person you want to move's name on it 9 times, but not inside the house. Fill with 4 thieves vinegar, cap and cast into a river or ocean. That is a good one but back it up with splashing War Water on all their outside door knobs and porches. Do this as you build energy visualizing them packed up and driving away down the street.

## **BEND-OVER SPELLS**

Bend-Over spells are essentially those spells designed to subjugate someone else to your will. With these types of spells, you can force your boss, coworker, family member, friend, or rival to treat you the way you would like to be treated and remove any type of confrontation. They can also be used for sexual domination. To make another person do what you want them to do, try one of these spells.

### **To Gain Power over Another**

Get the largest white stick candle you can find. Pour some bend over oil in your palm and begin twisting the candle with your hands. Then roll the candle in a powder made of salt and camphor. Light the candle and let it burn all the way down. On the third night, take the remaining powder mixture and throw it in the path where the one to be dominated will walk.

## BINDING SPELLS

Binding spells are designed to prevent someone from doing harm to themselves or others.

### **Charm to Bind an Enemy**

Gather cobwebs from your house and put them all in a mess on a black cloth. Find a dead fly and set it on the mess of webs. Then write the following words on a piece of paper:

*"North, South, East, West  
Spider's web shall bind him best  
East, West, North, South.  
Hold his limbs and stop his mouth.  
Seal his eyes and choke his breath  
Wrap him round with ropes of death."*

Fold the paper 4 times and wrap it, along with the mess of webs, and the fly in the black cloth forming a small packet. Wrap it tightly with a long cord leaving a length of cord so it can be hung in a dark corner of the home. Let it hang there until it is thickly covered in dust, and then bury it near the person's home.

### **Binding Spell**

Take a Guardian Angel candle and dress with peace oil. Light the candle and some Frankincense incense. Write on the twig all the negative things you wish to bind in your life. Take some thread and wind it around the

twig and bury it in the earth under a tree away from your home. Repeat psalms 130 and 133 nine times each.

## Spell to Bind Someone Dangerous

This spell is best performed on Saturday (Saturn's Day, to bind a criminal, one who intends to do harm, to bring someone to justice).

### Supplies:

- a poppet made to represent the target
- a black candle
- salt water
- personal effect of the target, if available
- frankincense incense
- red ribbon
- 

Light a black candle and burn frankincense incense. Sprinkle the poppet with salt water, saying:

*Blessed be, thou creature made of art.*

*Thou art not cloth (or wax, whatever it is made out of)*

*But flesh and blood.*

*I name thee \_\_\_\_\_ (name the person being bound)*

*Thou art s/he, between the worlds, in all the worlds, So be it.*

Hold the poppet and begin tying it up firmly with the red ribbon, binding all parts of it that could possibly do harm. Charge it, saying:

*By air and earth, water and fire, so be you bound, as I desire.*

Bury the poppet at the time of the waning moon, far from your home, under a heavy rock beneath a tree.

## BLESSINGS

Across cultures, a blessing is perceived as the consecration of something with holiness, divine will, or one's hopes. In ancient times, a blessing referred to a Germanic pagan custom of making something sacred or holy by marking it with blood. In Christian terms, to be blessed means to be favored by God. In Catholicism, formal blessings are carried out by priests and bishops, by raising their right hand over the person and making the sign of the cross over the person or object to be blessed. While it is typically the spiritual leader who is recognized as having the power to bless someone or something, anyone can informally bless someone or something if they know how.

In Hoodoo, there is the belief that charms and such do not necessarily have to be blessed because they are created with natural items that are inherently powerful and sacred, and infused with ashé – the power of the universe. Nonetheless, items are ritually “charged” by anointing (dressin’) with oils and using special prayers to enhance their power. Doing so aligns them with your energy and intent. Some people prefer to bless their tools and works as a sort of insurance policy against any negative influences.

Anyone can learn to consecrate an object, person or place. Both Florida Water and Kananga Water are widely used in rituals of home protection and spiritual cleaning, as are herbs such as sage and cedar, resins such as frankincense, copal, and myrrh, and incenses such as sandalwood. With the right prayer, you don’t need anything but the ability to speak to

perform a blessing. In this section, I will provide instructions for consecrating your ritual items, for blessing your home, and for creating sacred space.

## **How to Consecrate an Object**

The act of consecration involves opening up to and tapping into the Universal Divine force from which all possibilities, solutions, and miracles emanate. To consecrate an object for ritual use is to connect to this Universal Divine force and to declare sacred or appropriate for sacred use the object at hand. Consecrating an object removes any negativity that may be attached to the object and purifies it. It removes the vibrational energies of anyone who has handled the object other than you. This is the foundation of any effective magick or ceremonial work.

To consecrate an object is a simple process. You will need:

- item to be consecrated
- white candle
- some sage, cedar, or sandalwood incense
- something to burn the herbs or incense in

### **Step One**

Light a white candle. White is the color for purity. Light the herbs or incense.

### **Step Two**

Pass the object through the smoke. This is referred to as "smudging". Repeat the following:

*I hereby consecrate this \_\_\_\_\_ with the powers of earth, water, fire, air, and spirit. That it shall be used only for good, according to my will and Divine law. May it serve me well in this world, between worlds, and in all worlds. So be it.*

Repeat Step Two 6 more times, for a total of seven times. Your object will now be ready for ritual use.

You may personalize what you say; the above is only meant as a guideline. There is no one right way to consecrate an object, place, or person. Once consecrated, you should not allow others to handle the item. Place it on an altar, or wrap up safely in a white bag and put in a safe place where it will not be disturbed.

## **Ellegua Cleansing Ritual**

This ritual is done every day for 3 days. You will need:

- 3 eggs
- Palm oil
- Rum
- Cigar
- Paper bag

Take the 3 eggs, rub them with palm oil, and spray them with rum and cigar smoke. Place the items in a paper bag then rub all over your body from head to toe. Ask Ellegua to cleanse you of your negativity and visualize the negative energy leaving you. Take the 3eggs and crush on 3 separate corners away from your home. While you are crushing the eggs ask Ellegua to cleanse you of all negativity and to remove all obstacles out of your way the same way the eggs are being crushed. This is started on Ellegua's day which is a Monday and ends on Wednesday.



## Home Blessing

Gather your family in each room and offer the following prayer of thanks to God for your family and home. Move from room to room, sprinkling holy water in each room.

### Prayer

Lord, our God, You whose home is in heaven and on earth, Surround this shelter with Your Holy Spirit. Encompass our home with the power of Your protection so that no evil or harm will come near. May Your blessing and protection shield our Home and family from destruction, storm, sickness and all that might bring evil to those who live here. *(Members may take turns praying the following and sprinkling water in each room)*

**Blessed be** this doorway. May all who come to it be treated with respect and kindness. May our comings and goings be under the seal of God's loving care.

**Blessed be** this living room and family room. May we truly live within it as people of peace. May prayer and playfulness never be strangers within its walls.

**Blessed be** this dining room. May all our meals be reminders of the presence and love of God in our home, lives and world.

**Blessed be** this kitchen. May our meals remind us always of the many blessings of this life, and may the ill seasonings of anger and bitterness never poison the meals prepared here.

**Blessed be** this bathroom. May the spirits of health and healing abide here and teach us to honor and love our bodies and minds.

**Blessed be** these bedrooms. Here we shall find rest, refreshment and renewal. May the spirits of love and affection together with the spirits of the angels touch all who shall use these rooms.

**Blessed be** all the rooms of this home. May each of them be holy and filled with the spirit of happiness.

May our door be always open to those in need and may the holy light of God's presence shine brightly in this home.

May it be a blessing for all who live here and for everyone who shall come to our door.

## **A Simple Ritual for Creating Sacred Space**

This ritual calls for a spiritual practice called “smudging” wherein objects, people, or spaces are lightly covered with the smoke of incense, or the smoke of smoldering herbs such as cedar or sage. For this ritual you will need a sage bundle or incense and some Florida Water. If using sage, light one end, blow out the flame, and lightly blow the bundle until you have a nice smoking ember. Offer the smoke to the helper Spirits by fanning the smoke with your hand or a large feather and respectfully ask them to help you clear the area of all negativity.

Begin fumigating the area, beginning with the doorway. Smudge it, and all of the corners moving from the floor up, going clockwise. Smudge everyone present, starting from their front, going from their feet to their head. Have them turn around and repeat the procedure. Next use the Florida Water and sprinkle it (or you may place it in a spray bottle so that you can mist it) on the floor of the room or area you wish to have blessed. Mist each corner and move to the center of the room. You may now light some incense and thank the helper Spirits for their special attention.

Express your love, say “Blessed Be”, and say goodbye. Your space is now properly dressed for ritual work.

## COURT CASE SPELLS

Court case spells are used in all kinds of ways, from getting and staying out of jail, to helping someone else in jail, to putting someone else in jail, to having someone released from jail, and keeping someone in jail. There are spells to enhance testimony, spells to silence the witness, spells to make the judge and jury sympathetic, and spells to confuse attorneys. In short, there are court spells to suit any and every occasion.

Here are some herbs commonly employed in court case spells:

- Black Poppy seeds - To cause confusion amongst your adversaries
- Calendula (Marigold) Flowers - Promote legal victory and self-respect
- Deer's tongue - For eloquence in your attorney
- Slippery Elm - Against gossip, lies and those trying to slander you in court
- Galangal (Little John) - This is considered "courtcase" root and should be carried or chewed whenever you go to court.
- High John the Conqueror - For personal power and mastery
- Solomon's Seal - For judge's wisdom (especially when you are wrongly accused)

In addition, you should be familiar with the 7<sup>th</sup> and 35<sup>th</sup> psalms, and if using candles, make sure they are brown for victory. Purple can be used for power over the opposing parties. Seven Day saint candles to use include Just Judge and Niño de Atocha.

## Day in Court Spell

To win court cases and influence the judge and jury, make the following oil:

- Oil of Cinnamon
- Oil of Calendula
- Oil of Frankincense
- Oil of Carnation
- Piece of Devil's Shoestring
- Galangal Root

Blend the above oils in carrier oil and add a piece of Devil's Shoestring and a piece of galangal root to the mixture. Add to the bath for three days before your court date and anoint you arms, chest and throat on court day. Place a few drops on you hands and rub together briskly before signing important legal documents.

## Dressed for Court

Write the judge's name three times, the prisoner's name three times, the district attorney's name three times, and fold the paper small, and tell the prisoner to wear it in his shoe.

Then, get some oil of rose geranium, lavender oil, and verbena oil. Put three drops of each oil in one half ounce Club Soda. Shake it and give it to the prisoner. He must use seven to nine drops on his person in court by rubbing it on his hand and rub from his face down his whole front. His clothes must also be dressed by placing seven to nine drops on them. Get to court before it starts and dress the court room, jury box, and judge's stand in the same fashion. The courts will rule in your favor.

## Justice Spell

Go to a cemetery and with your right hand gather dirt from the graves of nine children. Put the dirt in a white bowl and put it on your altar, facing east, between three white candles. Light the candles.

Add three teaspoons each of sugar and sulphur to the graveyard dirt. Pray the 35<sup>th</sup> psalm. Ask the spirits to come with all their power to help you. Afterwards, buy a new pair of underclothes and a tan pair of socks, turn them inside out, and dress them with the graveyard dust. Place on your altar until your court date. Read the 35<sup>th</sup> psalm every day until your court date as well. On the day of court, turn the underclothes right side and wear them. Keep the left sock inside out and wear it that way. The court will do as you wish.

## Ochosi Spell for Justice

This spell petitions the help of Ochosi, the loa of prisoners and the falsely accused. For this spell, you will need:

- Three fresh fruits
- three bird feathers
- three rooster feathers
- hair from a cat
- hair from a dog
- the powders Conqueror and 10 Powers

Write on parchment paper with pencil the names of the people involved, as well as their office or position, wrap the feathers and powders in the papers with the names written on it and bind it with crimson and green ribbons. This work can be buried until the case is solved, but it is necessary to give Ochosi the three fruits, replacing them when they rot, taking them to the jungle or the mountain, requesting your desire.

## **Silence Opposing Witnesses**

To silence opposing witnesses, take a beef tongue, nine pins, nine needles, and split the beef tongue. Write the names of those against your man/woman and cut the names out and crossed them up in slit of tongue with red pepper and beef gall. Pin the slit up with crossed needles and pins. Hang the tongue up in a chimney, tip up, and smoke the tongue for thirty-six hours. Then, take it down and put it in ice. Stick three black candles in the ice and light them. Read the 22<sup>nd</sup> and 35<sup>th</sup> psalms also, if for murder. Then ask the spirits for power more than equal to man.

## **To Win a Court Trial**

This spell is a root doctor formula taken from Zora Neale Hurston's *Mules and Men*.

Take the names of all the good witnesses, the judge, and the client's lawyer and write them on a piece of parchment paper. Put the name papers in a dish and pour sweet oil over them. Burn a white candle each morning beside the dish for one hour, from nine to ten. On the day of the trial, you put the dish upon your altar and don't take it down until the trial is over.

## **To Silence a Court Rival**

This spell is a root doctor formula taken from Zora Neale Hurston's *Mules and Men*.

For this spell you will need a piece of parchment paper and two bricks. Take the names of your opponent, his witnesses, and his lawyer, and write them a on a piece of paper. Place the name paper between two whole bricks. Put the top brick crossways. On the day of the trial, set a bucket or

dishpan on top of the bricks with ice in it. That's to freeze them out so they can't talk.

### **To Win a Court Case**

This is another root doctor formula taken from Zora Neale Hurston's *Mules and Men*.

Write the names of your opponent's lawyer, witnesses, and judge on a piece of parchment paper. Buy a beef tongue and split it from the base towards the tip, separating the top from the bottom. Put the name paper into the split tongue along with eighteen pods of hot peppers and pin it through and through with pins and needles. Put the tongue in a tin pail with plenty of vinegar and keep it on ice until the day of court. That day, pour kerosene in the bucket and bum it, and your opponent will destroy themselves in court.

### **To Win a Court Case**

Put the names of the judge and all those for you on a piece of paper. Take the names of the twelve apostles after Judas hung himself and write each apostle's name on a sage leaf. Stand six white candles in a tray of holy water and burn them. Wear six of the sage leaves in each shoe on the day of court and the jury will decide in your favor.

### **To Win a Court Case**

Write all the enemies' names on a slip of paper. Put the paper in a can, take soot and ashes from your chimney and add salt to it. Stick pins crosswise in six white candles and burn them at a good hour. Set the can in a bucket of ice. Recite psalm 120 before court and in court.


## To Win a Court Case

For this spell you will need:

- ½ pint of whiskey
- Nine pieces of John the Conqueror Root acquired before September 21
- White rose perfume

Put the nine pieces of John the Conqueror root in one half pint whiskey and let soak for thirty-eight hours. Shake it up really well and drain off root in another bottle. Get one ounce of white rose perfume and pour into the mixture. Wear this before going to Court.

## CROSSROADS SPELLS



"If you want to learn how to make songs yourself, you take your guitar and your go to where the road crosses that way, where a crossroads is. Get there be sure to get there just a little ' fore 12 that night so you know you'll be there. You have your guitar and be playing a piece there by yourself...A big black man will walk up there and take your guitar and he'll tune it. And then he'll play a piece and hand it back to you. That's the way I learned to play anything I want."  
Tommy Johnson

Crossroads magic is particularly pronounced in conjure, rootwork, and hoodoo. In conjure practice, it is said that in order to acquire talent in a



particular skill such as playing a musical instrument, throwing dice, or dancing, one may go to a crossroads a certain number of times, either at midnight or just before dawn, and one will meet a "black man," presumably Legba though often mistaken for the Devil, who will bestow upon one the desired skills.

In the folk magic of many cultures, the crossroads is a location where two realms touch and thus represent a place "between worlds" or "neither here nor there" As such, the crossroads is a site where supernatural spirits can be contacted and paranormal events can take place.

Probably no other aspect of popular culture has spoken about, or I should say sung about, the crossroads more than blues musicians. The crossroads of blues legend was the intersection of Highways 49 & 61 in Mississippi where many bluesmen allegedly "sold their souls" to the devil (Legba) in exchange for fame and extraordinary playing ability. The preeminent archetype for the "bluesman who sold his soul to the devil" is Robert Johnson, even though it is actually the lesser-known artist, Tommy Johnson, who is the one that is first credited with the whole crossroads legend.

In the Voodoo tradition, Papa Legba, Ellegua, and Exu are the loa of crossroads. All of these manifestations of the crossroads "god" serve a similar role in that they act as intermediaries between the divine spirits and humans. They stand at the spiritual crossroads and give or deny permission to speak with the spirits of Guinee, and are believed to speak all human languages.

The crossroads play a prominent role in Voodoo and hoodoo. Not only is it the place where one can petition Legba and interact with the various loa, it is the place where ritual remains are left, the place where leftover water

from spiritual baths are disposed of, the place where cursed objects can be nullified, and where any number of spells can be performed. Here, I have provided a few of these spells where you can see some common characteristics between them and eventually create your own crossroads magick.

## **Crossroads Spell**

Get three shiny pennies. Hold them in your right hand and tell them (Legba) your problem. Put them in your left hand and vision the solutions you have to your problems. Now cup both hands together, placing the pennies on the seam line between them and ask Legba to help you decide.

Walk three blocks from your house in either direction. Stop at a crossroads; walk in a square, stopping at each corner. Then, walk diagonally through the crossroads. When you reach the center, toss the pennies over your left shoulder.

Go home and do not worry about your problem anymore. Legba will influence people and situations in such a way that the best option will become clear to you (Teish, 1985).

## **Quick Decision Candle Spell**

For this spell you will need the following items:

- 1 Red Glass 7 -day Novena Candle
- 3 Pennies
- 3 pieces of candy
- 3 Cigars with 3 Wooden Matches
- Small bottle of Rum
- Petition written on paper

Clean the candle with saltwater and let dry. Write on the petition paper the issue about which you need to make a decision. Take all items to a crossroads. Lay down the petition paper, covering it with the pennies and candy. Place the candle in center of petition paper or document. Arrange the cigars at the 12 o'clock, 4 o'clock and 8 o'clock positions, with the candle being in the center of this cross configuration. Place the unlit wooden matches at the 2 o'clock, 6 o'clock, and 10 o'clock positions.

Next, open bottle of rum and take small swig, swishing it around in your mouth. Spray it out over the paper, candle and everything. Place the remaining rum in bottle down next to candle. Light candle and walk away.

Do not turn to look back at what you have left. Return home a different route than the one you traveled to get to the crossroads. If there is no change in your situation within three days, repeat offering until decision is made or change has occurred.

## **Legendary Crossroads Ritual**

The following rituals are from oral tradition and recorded as such in "*Hoodoo - Conjuraton - Witchcraft - Rootwork*," a 5-volume, 4766-page collection of folkloric material gathered by Harry Middleton Hyatt, primarily between 1935 and 1939. The narrative has been left in its original form to retain the authenticity of the oral tradition. Many thanks go to Cat Yronwode at luckymojo.com for posting this invaluable information on her website. Hyatt's collection is extremely rare and expensive and I have not had the good fortune of acquiring a copy for my personal library. So join me in saying thank you, thank you, thank you, Cat for sharing!

**Version 1:**

Bring the item you wish to master -- your banjo, guitar, fiddle, deck of cards, or dice -- and wait at the crossroads on three or nine specified nights or mornings. On your successive visits you may witness the mysterious appearances of a series of animals. On your last visit, a "big black man" will arrive. If you are not afraid and do not run away, he will ask to borrow the item you wish to learn. He will show you the proper way to use the item by using it himself. When he returns it to you, you will suddenly have the gift of greatness.

**Version 2:**

354. If ah want tuh go gamblin', go to a crossroads 'fore de sunup and have de dice in yore han's, an' look at de sun when she start tuh peepin' up, an' yo' stay dere an' shook dem dice at dat crossroads until de sun gets up where yo' kin see it. Ah'll do this -- thrown 'em out, thrown 'em out. Ah'll do this \*In de Name of de Father, Son an' Holy Ghost.\* An' ev'ry time yo' throw 'em out \*pop yo' fingers\* -- "Dat ah may be lucky in my travels" [quotation?]. Ev'r time yo' throw 'em out pop yore fingers an' aftah while yo' see de sun rise. It will rise jes' a little bit up, after yo' done say de names -- yo' see, it will rise jes' a little bit up. Ah used to be a gambler but ah quit it.

(That will teach you how to be a good gambler?)

Yes.

[Fayetteville, North Carolina, (1415), 2547:3].]

**Version 3:**

349. If you want to know how to play a banjo or a guitar or do magic tricks, you have to sell yourself to the devil. You have to go to the cemetery

nine mornings and get some of the dirt and bring it back with you and put it in a little bottle, then go to some fork of the road and each morning sit there and try to play that guitar. Don't care what you see come there, don't get 'fraid and run away. Just stay there for nine mornings and on the ninth morning there will come some rider riding at lightning speed in the form of the devil. You stay there then still playing your guitar and when he has passed you can play any tune you want to play or do any magic trick you want to do because you have sold yourself to the **devil**.

[Ocean City, Maryland, (14), Ed.]

**Version 4:**

363. You go out there [to the forks of a road] about four a'clock, jis' commence dawnin' day, jis' about crack of day -- an' start a-pickin' at de guitar. Yo' go jis' onest. An' they says de **devil** came out an' take it -- jis' somepin will pull it from you, you jis' give up to it. An' he'll tune up an' hand it back to you and you start to play . You can pick any song you want to pick.

[Wilmington, North Carolina, (241), 239:4.]

**Version 5:**

356. Now de fo'ks of de road -- now, in case dis is whut chew wanta do, if yo' wanta learn hoodooism. See, if you wanta learn hoodooism, you go to de fo'ks of de road. Go dere -- yo' leave home zactkly five minutes of twelve an' have yo' a fo'k. Git chew a bran'-new silver fo'k an' git to de fo'ks of de road an' git down on your knees an' stick dat fo'k in de groun'; see, an' anything on earth yuh wants tuh learn an' know, things will come 'fore yo' an' tell yo' what to do. See. But chew got'a be dere zactly twelve 'clock -- go dere de third day but it's got'a be in de night, twelve 'clock in de night.

[Mobile, Alabama, (656),937:3.]

**Version 6:**

333. You go to the fork of the road on Sunday morning before day, go there for nine times in succession before the sun rise and make a special wish, a special desire, and whatever you want to do, if it's to be a conjure or to be a bad person, then the **devil** comes there. First comes a red rooster, then after that the **devil** sends something else in the shape of a bear and after that he comes himself and takes hold of your hands and tells you to go on in the world and do anything that chew want to do.

[Elizabeth City, North Carolina, (182)]

**Version 7:**

341 {*excerpts*} If yo' want tuh learn to pick a guitar, go to a road nine Sunday mawnin's -- de fo'ks of de road, nine Sunday mawnin's. But 'fore yo' evah go tuh to learn yo'self, dey way fo' yo' tuh do -- git a rooster, an if he ain't blind, have some de young ones to knock his eye out... Don' do it chewse'f, but have somebody else tuh do it...Ah reckon yo' heered dat ole song -- dey say long time ago it was named atter [after] [what a] root worker done, chew know. Dey say "The Ole Blind Rooster, When He Comes" ...Yuh kill de rooster and eat him, but don' eat none of it yo'self, see. You git de drumstick an' de eye -- take de eye time yo' kill him and bury it undah yo' step an' let nobody know whut chew done wit' it. Den yo take de drumstick an yo' go down to de fo'rk of de road Sunday mawnin' 'fore day, jes' right round 'bout three a'clock an' when yo' go dere, well, wanta learn tuh play de guitar...  
...Ah got playin' so's ah could play anything ah want. Ah have been where ah could lay de guitar upside down an' stan' beside it -- it would ring right on.

Dat's true... Well, people say yo' meet de devil, but tell de truth 'bout de thing, ah don't know if it wus de devil or not. It wus a black something othah jes' 'bout dat high -- sorta mind me of a dog. He had han's lak a dog when ah fus' seen him but fust and last his han' wus jes' lak mine only it wus jes' as hot as could be."

[Fayetteville, North Carolina, (1438), 2581:1.]

**Version 8:**

340. Jes' lak if yo' wanta learn some tricks, yo' know, yo' kin take a black chicken an' go dere fo' nine mawnin's, to de fo'k of de road. Have yo' a further road -- both of 'em public roads each way, not no blind roads, yo' know. Both of 'em have tuh be public roads, forkin'. Yo' take dis chicken an' go dere fo' nine mawnin's an' on de ninth mawnin' de devil will meet chew dere. An' he will learn *{teach you}* -- well, anything yo' wanta learn.

(Do you do anything with that chicken?)

De chicken, he have tuh be live. Yo' ketch him alive an' carry him to de fo'k of de road, an' yo' go fo' nine mawnin's, an' on de ninth mawnin' he'll meet chew dere.

[Fayetteville, North Carolina, (1415), 2528:3.]

**Version 9:**

347. I had a party to tell me tha' chew could go to a four crossroad -- what is called a four-way road [a crossroad] -- for nine mornings at one partic'lar hour in de morning, and dance and sing and put on a little program such as you're able to do, and on the ninth morning the devil'll put in his appearance or some of his imps and give you the power to accomplish what you want to do. And this one boy did do it, but he -- and also you can do by

goin' to the woods. And there's a certain location in the woods tha' chew kin do it. An' this boy did do it -- had he carried it out, he was on his ninth morning. And when a big black man came from behind a pine tree and come to him a-laughin', he couldn't stand it and he run and left it.

[Princess Anne, Maryland, (125), 38:1; happened 1934, so informant says.]

**Version 10:**

9 Sunday mornings go to crossroads at 9:00 read verse from psalm 36-136 . 9<sup>th</sup> Sunday you meet storm, rain, wind, snow after this you can do tricks – anything you want.

10550. Go down to a crossroad, where a road crosses, nine Sunday mawnin's. It's a very he'd [hard] thing tuh do. When yo' thought of doin' one thing fo' nine Sunday mawnin's it's a good long while. An' meanwhile ah come an' maybe somebody try tuh hol' him off, but yo' gotta meet at dis same place at de same time of day. Jes' lak ah say ah'll be dere at nine a'clock, yo' gotta meet dere at nine a'clock fo' nine Sunday mawnin's at de crossroads. An' yo' gotta read a verse out de Bible.

(Do you know what the verse is?)

It's de 36 Psalms, an' ev'ryone ends wit de same words - the 136th Psalms, an' ev'ry verse ends dis chapter heah wit de same thing, de same words.

Well' yo' start wit dat an' yo' read it fo' nine Sunday mawnin's, an' de ninth [Sunday] mawnin' yo'll meet what yo' didn't expect. Yo'll meet trouble dere, storms, high winds or sompin of dat sort. Yo' cain't tell exactly whut's it goin' be, diff'rent, de ninth mawnin'. But anyhow yo' continue wit it an' when yo' git through wit it, yo'll do whut chew wanta do so fur as tricks is concerned an' wit'out bein' religious atall. But chew kin do anything yo' wants tuh do.

[Wilson, N.Car., (1476), 2655:3.]



**Psalm 136**

- 1: O give thanks unto the LORD; for he is good:  
for his mercy endureth for ever.
- 2: O give thanks unto the God of gods:  
for his mercy endureth for ever.
- 3: O give thanks to the Lord of lords:  
for his mercy endureth for ever.
- 4: To him who alone doeth great wonders:  
for his mercy endureth for ever.
- 5: To him that by wisdom made the heavens:  
for his mercy endureth for ever.
- 6: To him that stretched out the earth above the waters:  
for his mercy endureth for ever.
- 7: To him that made great lights:  
for his mercy endureth for ever.
- 8: The sun to rule by day:  
for his mercy endureth for ever.
- 9: The moon and stars to rule by night:  
for his mercy endureth for ever.
- 10: To him that smote Egypt in their firstborn:  
for his mercy endureth for ever.
- 11: And brought out Israel from among them:  
for his mercy endureth for ever.
- 12: With a strong hand, and with a stretched out arm:  
for his mercy endureth for ever.
- 13: To him which divided the Red sea into parts:  
for his mercy endureth for ever.

14: And made Israel to pass through the midst of it:

for his mercy endureth for ever.

15: But overthrew Pharaoh and his host in the Red sea:

for his mercy endureth for ever.

16: To him which led his people through the wilderness:

for his mercy endureth for ever.

17: To him which smote great kings:

for his mercy endureth for ever.

18: And slew famous kings:

for his mercy endureth for ever.

19: Sihon king of the Amorites:

for his mercy endureth for ever.

20: And Og the king of Bashan:

for his mercy endureth for ever.

21: And gave their land for an heritage:

for his mercy endureth for ever.

22: Even an heritage unto Israel his servant:

for his mercy endureth for ever.

23: Who remembered us in our low estate:

for his mercy endureth for ever.

24: And hath redeemed us from our enemies:

for his mercy endureth for ever.

25: Who giveth food to all flesh:

for his mercy endureth for ever.

26: O give thanks unto the God of heaven:

for his mercy endureth for ever.

**Version 11:**

If you want to make a contract with the devil, first trim your finger nails as close as you possibly can. Take a black cat bone and a guitar and go to a lonely fork in the roads at midnight. Sit down there and play your best piece, thinking of and wishing for the devil all the while. By and by you will hear music, dim at first but growing louder and louder as the music approaches nearer. After a time you feel something tugging at your instrument. Let the devil take it and keep thumping along with your fingers as if you still had a guitar in your hands. Then the devil will hand you his instrument to play and will accompany you on yours. After doing this for a time he will seize your fingers and trim the nails until they bleed, finally taking his guitar back and returning your own. Keep on playing; do not look around. His music will become fainter and fainter as he moves away. You will be able to play any piece you desire on the guitar and you can do anything you want to in the world, but you have sold your eternal soul to the devil and are his in the world to come.

From Newbell Puckett's "Folk Beliefs of the Southern Negro" (University of North Carolina Press, 1926; reprinted by Patterson Smith, 1968)

## **CROSSING SPELLS**

**(See also Foot Track Magick)**

Crossing spells are a form of foot track magic and are one of the oldest types of magick. When you decide to perform a crossing spell, you must be absolutely sure of what you want to achieve, and that the action is justifiable. When performing any kind of adversarial magick, be prepared to be confronted with antagonizing forces from which you should use all of your resources, magickal and non magickal, to protect yourself against. You

should also use those resources available to you in society, such as the law to help you achieve your means.

### **To Cross an Enemy**

Carve the name of one you want to cross in a black cross candle. Turn the candle upside down and carve away at the wax until the wick is exposed from the bottom. Burn upside down. Dispose of the wax remains in a cemetery.

### **To Cross an Enemy (2)**

Carve the name of your oppressor into a black image candle and anoint it upside down with revenge oil. Say Psalm 55 over the candle 9 times while it burns and throw the wax remains in a cemetery.

### **To Cross an Enemy (3)**

Draw a cross mark with wavy lines in the ground with a stick in the path of your target. Sprinkle a crossing powder made of salt, sulphur, black pepper, cayenne pepper, graveyard dirt onto the cross mark. Activate the cross mark by spitting on it and cursing out your enemy.

## **CURE-ALLS**

In Voodoo Spells, the "cure-all" was very popular amongst followers of Voodoo. Though there are different recipes, a "cure all" was a voodoo spell that could solve all problems.

## **Cure-All**

Mix some jimson weed with sulphur and honey, place in a glass, rub against a black cat, and then sip slowly.

## **CURSES, JINXES, AND HEXES**

Hex, bind, curse, jinx, trick, cross, goofer ... all of these terms are ways of describing something very similar in the Voodoo hoodoo vernacular. A curse is the effective action of some power, or result from a spell or prayer, asking that a god, natural force, or spirit bring misfortune to someone. In Voodoo, to perform such a "trick" is to work the left hand of Voodoo. Curses, jinxes, and hexes are considered black magic spells because they are concerned with hurting, harming, goofing, jinxing, or hot footing enemies.

On the other hand, certain types of spells can be used to repel negative energy, to keep a perpetrator from hurting someone, or for driving away bad neighbors.

Please note that hexing, jinxing, crossing, cursing, and hot-footing are characteristically hoodoo in origin, and have nothing to do with the Voodoo religion itself.

## **The Original Curse**

From the holy bible, the father of all curses:

And the LORD God said unto the serpent, Because thou hast done this, thou art cursed above all cattle, and above every beast of the field; upon thy belly shalt thou go, and dust shalt thou eat all the days of thy life: And I will put enmity between thee and the woman, and between thy seed and her seed; it shall bruise thy head, and thou shalt bruise his heel.

Unto the woman he said, I will greatly multiply thy sorrow and thy conception; in sorrow thou shalt bring forth children; and thy desire shall be to thy husband, and he shall rule over thee.

And unto Adam he said, Because thou hast hearkened unto the voice of thy wife, and hast eaten of the tree, of which I commanded thee, saying, Thou shalt not eat of it: cursed is the ground for thy sake; in sorrow shalt thou eat of it all the days of thy life; Thorns also and thistles shall it bring forth to thee; and thou shalt eat the herb of the field; In the sweat of thy face shalt thou eat bread, till thou return unto the ground; for out of it wast thou taken: for dust thou art, and unto dust shalt thou return.

## **Create Confusion**

Carve the name of one you want to confuse in a black skull candle. Anoint the candle with confusion oil and sprinkle with black salt. Burn the candle. Dispose of the wax remains in the woods.

## **Cross 'o Stones**

To create chaos in the life of an enemy, lay out a series of stones in the shape of a cross in their path, with a button belonging to the target placed in the center as a sympathetic link.

## **Damnation Spell**

The purpose of this spell is to undo your enemies and take the power to harm you away from your enemies.

Take two drachmas of the Damnation Powders, and two drachmas of the water powders, and make a package of it and send it to the home of the one who has spoken badly of you and has treated you mean. This will cause damnation and trouble to be on the head of your enemy and not on you.

*"Oh daughter, go you in peace and do the works required of you, so that you will have rest and comfort from your enemies and that they will have not the power to harm you and lower you in the sight of your people and belittle you in the sight of your friends. So be it."*

## **The Curse of Marie Laveau**

Set an altar for a curse with black candles that have been dressed in vinegar. Write the name of the person to be cursed on the candle with a needle. Then place fifteen cents in the lap of Death upon the altar to pay the spirit to obey your orders. Then place your hands flat upon the table and say the curse-prayer.

*"To The Man God: Oh great One, I have been sorely tried by my enemies and have been blasphemed and lied against. My good thoughts and my honest actions have been turned to bad actions and dishonest ideas. My home has been disrespected; my children have been cursed and ill-treated. My dear ones have been back-bitten and their virtue questioned. O Man God, I beg that this that I ask for my enemies shall come to pass: ""That the South wind shall scorch their bodies and make them wither and shall not be tempered to them. That the North wind shall freeze their blood and numb their muscles and that it shall not be tempered to them. That the West wind shall blow away their life's breath and will not leave their hair grow and that their finger nails shall fall off and their bones shall*

*crumble. That the East wind shall make their minds grow dark, their sight shall fail and their seed dry up so that they shall not multiply.*

*I ask that their fathers and mothers from their furthest generation will not intercede for them before the great throne, and the wombs of their women shall not bear fruit except for strangers, and that they shall become extinct. I pray that the children who come shall be weak of mind and paralyzed of limb and that they themselves shall curse them in their turn for ever turning the breath of life into their bodies. I pray that disease and death shall be forever with them and that their worldly goods shall not prosper, and that their crops shall not multiply and that their cows, their sheep, and their hogs and all their living beasts shall die of starvation and thirst. I pray that their house shall be unroofed and that the rain, the thunder and lightning shall find the innermost recesses of their home and that the foundation shall crumble and the floods tear it asunder. I pray that the sun shall not shed its rays on them in benevolence, but instead it shall beat down on them and burn them and destroy them. I pray that the moon shall not give them peace, but instead shall deride them and decry them and cause their minds to shrivel. I pray that their friends shall betray them and cause them loss of power, of gold and of silver, and that their enemies shall smite them until they beg for mercy which shall not be given them. I pray that their tongues shall forget how to speak in sweet words and that it shall be paralyzed and that all about them will be desolation, pestilence and death. O Man God, I ask you for all these things because they have dragged me in the dust and destroyed my good name; broken my heart and caused me to curse the day that I was born. So be it."*

## **Hex that Perp**

This ritual is to be performed against someone who has perpetrated evil on you or a loved one or someone you care about. This one is particularly good for sexual predators and pedophiles.



1. Wet the piece of parchment paper in Four Thieves Vinegar. Let it dry.
2. Write the name of the person you wish to hex using Dragon's Blood ink (red ink will do in a pinch).
3. Hold the paper in the flame of a black candle which has been dressed with patchouli oil.
4. Sprinkle the ashes by your enemy's place of residence. If you do not know where they live, blow the ashes in the wind while asking the wind to take the ashes to the perpetrator's home. Your enemy's life will soon become a living hell.

## **Keep a Big Man Down Spell**

This spell is designed to knock someone down a notch or two after they have gotten too big for their britches, like rich and arrogant. For this ritual you will need:

- Blue candle
- Black pen
- Piece of paper
- Bitter aloes
- Cayenne pepper
- Black poppet doll
- Black thread
- Black lace

Put the blue candle on your altar and light it. Write your target's name on a slip of paper with black ink. Take a small black poppet doll and rip open its back and put in the paper with the name along with some bitter aloes and cayenne pepper. Sew the rip up again with the black thread. Tie the hands of

the doll behind its back and make a black veil from the lace and tie it over the face. Make a knot behind it so that the person it represents will be blind and always do stupid things to keep from progressing. Place the doll in a kneeling position in a dark corner where it won't be disturbed. Your target will be frustrated as long as the doll is not disturbed.

## **Marie Laveau's Confounding an Enemy Spells**

### ***Spell 1***

Dip a piece of parchment paper into Four Thieves Vinegar. On this sheet write the names of your enemies and send it to the house of your enemies, tightly sealed with the wax of a porcupine plant.

### ***Spell 2***

Sprinkle war water in front of the house of your enemy as you pass by.

## **Marie Laveau's Punishment Ritual**

This ritual is designed to punish a person who is already indicted, or to punish a person who has severely harmed a loved one.

When you want a person punished who is already indicted, write his name on a slip of paper and put it in a sugar bowl or some other deep bowl or dish. Write their name on a slip of paper and place it in the bowl. Now put in some red pepper, some black pepper. Put in one eightpenny nail, a splash of ammonia and two door keys. Drop one key down in the bowl and leave the other one against the side of the bowl. Now you got your bowl set. Go to your bowl every day at twelve o'clock and turn the key that is standing against the side of the bowl. That is to keep the man locked in jail. And every time

you turn the key, add a little vinegar. Now I know this will do the job. All it needs is for you to do it in faith.

## **Salt and Saltpeter Bath for Putting Enemies under Your Feet**

This spell is taken from Hyatt's Folklore from Adam's County and left in its original form.

Now, if -- when yo' wanta be lucky an' stay lucky so yo' kin jest -- yo' know, thrive and have prosperity, yo' git chew a nickel worth of saltpeter an' a tablespoonful of that and put it into yore water, five quarts of water an' take a tablespoonful of table salt an' mix with that an' let it boil down.

An' after yo' gets dat five quarts of water, yo' heat it. Whenever it start tuh, look like it gon'a boil, yo' jest stir this salt an' brimstone together an' then when yo' begin tuh lie down {at night}, yo' ake yore bath with it. An' when yo take yore bath with it, yo' save dat water an' throw it east. An' every time yo' throw yo' explain lak dis -- say, "Lord, moves thine evil influence." An' that [is called] puttin' de enemies under yore feet.

[Waycross, Ga., (1118, small-time root woman), 1796:1]

## **To Swell a Man**

This ritual is done to stop a person from bragging and belittling all the time. For this ritual you will need:

- A new brick
- 9 black candles
- Piece of paper
- Twine

Steal a new brick. Dress nine black candles by writing the offender's name on each. Write the offender's name nine times on a piece of paper and place face down on the brick. Tie securely with twine. Light the black candles to burn, one each day for nine days. Then, dig a well to the water table and slip the brick slowly to the bottom. "Just like the brick soaks up the water, so that man will swell."

## FERTILITY SPELLS

### To Increase Fertility

Make a Ya Ya powder and sprinkle it on yourself regularly to increase fertility, prevent miscarriage, and increase male potency. For this powder you will need:

- Vetivert
- Cinnamon
- Sage
- Rose

Take a handful of each of the herbs and grind to a powder. Add to a base of cornstarch and mix well.

### To Make a Woman Barren

Take the egg of a guinea fowl, and roll it in cayenne pepper and Goofer dust. Boil it in a pot of clear rain water until it is hard. This will cause the woman to be barren.

## FOOT TRACK MAGICK

(See also Crossing Spells)

Foot track magick involves working sorcery using the dirt from someone's footprint placed in a bottle, or else placing a sprinkling powder such as goofer dust or graveyard dirt inside someone's shoes or in a place they're likely to walk through, in order to administer a curse. Walking over the buried bottle spell or contact between the powder and the victim's foot results in toxic magical consequences such as a streak of bad luck or unexplained illness.

To collect a foot track, locate a foot print in the dirt and gather the dirt that makes up the print. This is the dirt that goes into the bottle for the bottle spell.

### Bottle Spell

Gather the dirt from a footprint of your enemy. Put it in a bottle along with some hot foot powder and bury it under your targets front porch or in their front yard. The only way this spell can be broken is by digging up the bottle and throwing it in a fire. If this is done and the bottle bursts, the spell is considered broken.

### Git Rid of a Hateful Husband

Take the right foot track of your hateful husband and put it in a dark bottle. Add a dirt dauber's nest and some cayenne pepper to the foot track and parch it in an old tin frying pan. Put all of this into a dirty sock and tie it up. Turn the bundle away from you as you tie it. Carry it to the river at twelve noon. When you get within forty feet of the river, you must run fast to the edge of the water, whirl suddenly and hurl the sock over your left

shoulder into the water and never look back. Say, "Go, and go quick in the name of the Lord."

## **Running Feet**

This spell is a root doctor formula taken from Zora Neale Hurston's *Mules and Men*.

This spell is to make someone run around like a chicken with their head cut off. Take the dirt out of the person's foot tracks and mix with red pepper. Throw some of this mixture into a running stream of water and this will cause the person to run from place to place until finally they run themselves to death.

## **GAMBLING LUCK SPELLS**

Very often, Hoodoo spells are quite simple. For example, if you want to win the lottery, you might carry a mojo hand containing ingredients that bring luck in games of chance. These hands are considered as effective as more elaborate spells.

The following spells and charms are good for improving luck with games of chance.

### **Gambling Luck**

Write the Apostles Creed backwards. Fold it around a whole nutmeg, tie with a green ribbon and anoint with Fast Luck oil. Carry it with you when you gamble.

## **Lucky Gambling Mojo**

To be lucky in gambling, make a mojo bag that contains a John the Conqueror root, a dime with your initials scratched on it, and a lodestone dressed with magnetic sand. Carry it in your pocket when gambling.

## **To Win at Every Game One Engages In**

This spell comes from John George Hohman's (1820) *Pow-wows or the Long Lost Friend*, which is included in the companion CD for this book. The Pow Wows book is a collection of magical formulas and veterinary recipes of Germanic origin and has had a big influence on hoodoo.

Tie the heart of a **bat** with a red silken string to the right arm, and you will win every game at cards you play.

## **GOOD LUCK SPELLS**

Occultists generally agree that the best times to do work which draws luck in money & love are Thursday & Sunday under the Waxing Moon or Full Moon. Colors associated with this type of work include Gold (Money), Green (to Draw), Pink (Luck in Love) & Red (Sexual Luck).

### **For Good Luck**

Wear an alligator's tooth around your neck and avoid going near the ocean or a river with it as it will lose its power.

### **Magic Broom Good Luck and Prosperity Spell**

The purpose of this spell is to bring good luck and abundance into your life. For this spell you will need:

- Charcoal block
- Money drawing incense
- Hemp cord
- Miniature broom
- Cowry shell
- Coin
- Piece of abalone shell
- Hemp cord

Place a piece of charcoal on a fireproof dish and light it. Take a pinch of the money drawing incense and put it in the charcoal. As the incense burns, tie the hemp cord onto the broom and attach the charms: cowry shell for general good luck, coin for wealth, abalone for protection in business and personal affairs. Tie seven knots in the cord, and with each knot, focus on what you specifically desire in the area of luck and prosperity. When you are done say the following:

*Spirits of the wilderness*

*I appeal to you,*

*Bring into my home*

*All that is shiny and new.*

*Spread hope and prosperity,*

*Contained within this grass,*

*May my life with wealth and*

*prosperity be amassed.*

*So be it.*



Now you can hang the talisman in your home or office, or wherever you want to concentrate your efforts.

## HEALING SPELLS

### To Heal Physical Pain

For this spell you will need:

- a piece of amethyst (as clear as possible), or a piece of Fluorite
- good visualization skills

Sit in a quiet place and clear your mind of everything you can. Take the amethyst (or fluorite) and hold it in the hand that is closest to the hurt (if the pain is in the center of the body hold it in your writing hand). Imagine a soothing light collecting at your feet and draw it up slowly towards your head filling every part of the body. Whilst doing this say silently the following verse:

*"Bright light, shining light*

*Heal my hurts with all thy might."*

Repeat this as you move the light up through the body. When you reach the top of your head expand to fill outside the head with light for about a foot. Then return to where the pain is most concentrated, push all your healing energy into this area. If this doesn't work the first time then repeat. You should feel better soon. To end the spell, repeat the verse again but finish with "so be it".

## **Voodoo Doll Healing Spell**

For this spell you need a white Voodoo doll as white is the color for healing and purifying. Write the name of the person in need of healing on a piece of paper and attach it to the doll with a personal effect that belongs to the person. Anoint two white candles with holy oil and set them on either side of the doll. Anoint the doll with the holy oil as well. Light the candles and pray for good health and healing.

## **LOVE SPELLS**

Many practitioners advise against doing love spells that are directed towards any specific person. You are encouraged to perform spells to attract love in general, and allow the universe to bring the right person to you, rather than attempting to manipulate a person's will. There is a general consensus that the best times to do love drawing spells is on Thursdays and Sundays when the moon is waxing or full.

### **Attraction Love Charm**

By the light of a full moon, take a silver ring and wrap it in a clean white cloth. Dig a small hole and bury the ring inside. While focusing on the kind of lover you are looking for and pouring a small amount of wine over the earth recite these words:

*Blessed Mother fair and true*

*This Gift I offer unto You*

*Bless this ring and make it shine*

*Bring a lover to be mine*

*Let it Be So!*

Leave the ring buried until the next full moon, then dig it up and wear it. If your lover is near, he/she will be drawn to you.

## **Attraction Love Spell**

The purpose of this spell is to attract the person you love. This spell is most effective when performed during a full moon or when the moon is waxing. For this spell you will need:

- Pink candle
- Favorite perfume or essential oil
- Toothpick

Take the candle and engrave a heart into it with the toothpick. Place the candle on a windowsill with the heart in the moonlight. Place the perfume or essential oil in front of the candle and say, “Oshun, bestow upon me the love that I need; let this scent attract (name) to me!”

Once the candle burns out naturally, carry the perfume with you and spray little every time you go out to meet people. To intensify the strength of the spell, repeat the chant as you spray on the perfume.

## **Bring Back Yo' Ex**

Try this spell to bring back your ex lover. For this spell, you will need:

- Your lover's dirty left sock or another personal item if you can't get this
- Piece of paper
- Fresh basil

- Red candle
- Glass of water

Write your lover's name three times on a piece of paper. Dig a hole in the ground. Put the paper with the name in the hole first, then the sock or other personal item. Light a red candle on top of it all and burn it. Put a spray of Sweet Basil in a glass of water beside the candle. Light the candle at noon and burn until one o'clock. Pinch the candle flame out. Light it again at six o'clock and burn until seven o'clock. After the candle is lit, turn a barrel over the hole. When you get it in place, knock on it three times to call the spirit and say: "Tumba Walla, Bumba Walla, bring (name your lover) home to me."

## Command and Compel Spell

The purpose of this spell is to command someone to love you. Gather the following items:

- Brown paper
- Red pencil

Take the piece of brown paper and cut it into a square. Using a red pencil, write the name of your loved one nine times. Turn the paper 90 degrees to the right and write your name over hers nine times. Fold the paper three times. While doing this, focus intensely on your desires. Repeat the following as you hold the paper to your heart:

*I command you, I compel you*

*Love me, as I love you*

*I command you, I compel you,*

*(Name) return to me now!*

Now, burn the paper and scatter the ashes to the wind. The rest is up to the universe to take care of.

There is an incubation period that occurs after a spell is cast. Be patient for the results. In 27 days, if you have not heard from your beloved repeat the above actions. You can do so once every 27 days to strengthen and recharge the work.

## Love Potion #9

- 9 oz. sweet red wine (if a person can't drink alcohol, substitute cherry soda or something similar)
- 9 basil leaves
- 9 red rose petals
- 9 cloves
- 9 apple seeds
- 9 drops vanilla extract
- 9 drops strawberry juice
- 9 drops apple juice
- 1 ginseng root, cut into 9 equal pieces

By the light of 9 pink votive candles, put these nine ingredients into a cauldron (or any metal pot) on the ninth hour of the ninth day of the ninth month of the year. (The "ninth" hour of the day is 9:00 a.m.) Stir the potion nine times with a wooden spoon, each time reciting the following magickal incantation:

*Let the one who drinks this wine  
Shower me with love divine.*

*Sweet love potion number nine*

*Make his/ her love forever mine.*

Bring the mixture to a boil and then reduce the heat and let it simmer for nine minutes. Remove the cauldron from the heat and allow the potion to cool off. Blow nine times upon the potion, bless it in the names of nine love-goddesses, (see below), and then strain it through cheesecloth into a clean container. Cover and refrigerate it until you are ready to serve it to the man or woman from whom you desire love and affection. (Do not allow anyone other than your beloved to look at, touch, or drink the love potion.) A word of warning: This potion is extremely potent and should be used with caution. Its results have been reported to be very intense, long-lasting, and often difficult to control or reverse. So please be absolutely sure before you give it to an intended lover that he or she is the right one for you and vice versa.

The nine goddesses: Oshun, Erzulie Freda, La Sirene, Yemaya, Erzulie Dantor, La Baleine, Marie Laveau, Pomba Gira, Queen Esther.

## **Rule da' Man Spell**

(From *Mules and Men* by Zora Neale Hurston)

This spell is to gain control over the man you love. You will need:

- Sock from your man
- One silver dime
- Some of his hair
- Piece of paper

Lay the sock out on a table, bottom up. Write his name three times and put it on the sock. Place the dime on the name and the hair on the dime. Put a piece

of male Lodestone on top of the hair and sprinkle it with steel dust. As you do this, say, 'Feed the he, feed the she.' That is what you call feeding the Lodestone. Then fold the sock heel on the toe and roll it all up together, tight. Pin the bundle by crossing two needles. Then wet it with whiskey and set it up over a door. And don't allow him to go off no more, or you will lose all control.

### **To Make a Man Come Home**

(From *Mules and Men* by Zora Neale Hurston)

Take nine deep red or pink candles. Write his name three times on each candle. Wash the candles with Van Van. Put the name three times on paper and place under the candles, and call the name of the party three times as the candle is placed at the hours of seven, nine or eleven.

### **To Make People Love You**

(From *Mules and Men* by Zora Neale Hurston)

Take nine lumps of starch, nine of sugar, nine teaspoons of steel dust. Wet it all with Jockey Club cologne. Take nine pieces of ribbon, blue, red or yellow. Take a dessertspoonful and put it on a piece of ribbon and tie it in a bag. As each fold is gathered together call his name. As you wrap it with yellow thread call his name till you finish. Make nine bags and place them under a rug, behind an armoire, under a step or over a door. They will love you and give you everything they can get. Distance makes no difference. Your mind is talking to his mind and nothing beats that.

## To Break Up a Couple

(From Mules and Men by Zora Neale Hurston)

Take nine needles; break each needle in three pieces. Write each person's name three times on paper. Write one name backwards and one forwards and lay the broken needles on the paper. Take five black candles, four red, and three green.

Tie a string across the door from it, suspend a large candle upside down. It will hang low on the door. Burn one each day for one hour. If you burn your first in the daytime, keep on in the day; if at night, continue at night. A tin plate with paper and needles in it must be placed to catch the wax in.

When the ninth day is finished, go out into the street and get some white or black dog dung. A dog only drops his dung in the street when he is running and barking, and whoever you curse will run and bark likewise. Put it in a bag with the paper and carry it to running water, and one of the parties will leave town.

## Spell to Get a Man

For a woman to get a man away from another woman, gather these ingredients:

- Salt
- Bowl
- Red pepper
- Lemon
- Parchment paper
- Graveyard Dirt



Write the name of your target on the piece of parchment paper nine times. Cut a hole in the end of the lemon and pour some of the graveyard dirt into the hole. Roll up the name paper and stick it in the hole. Pour the salt into the bowl, and wrap the bowl and the lemon up in a red cloth. Dig a hole in a sunny part of your target's yard and bury the lemon, standing it up. Sprinkle some salt and red pepper over the place where you buried the lemon, and say,

*"Fuss and fuss 'til you part and go away,  
Then (insert person's name) come to me and stay."*

## **Spell to Bring Back a Love**

To bring a lover back, you need:

- Piece of paper
- 2 silver dimes
- 6 red candles
- Glass of water

Write the name of the absent party six times on paper. Put the paper in a water glass with two silver dimes in it. Write his or her name three times each on six candles and burn one on a window sill in the daytime for six days.

## **To Make Love Stronger**

To bring back a wayward love, gather these items:

- 6 red candles
- 60 straight pins
- Parchment paper
- Cinnamon incense

**Directions:** You will do the following ritual six nights in a row. Prepare each candle in the following manner: Stick 30 pins into one side of a red candle, and 30 more pins on the other side of the same candle. Write the name of your beloved three times on a small square of parchment paper and place it underneath the red candle. Light the candle and let it burn down. Then take six pieces of parchment paper and write the name of your beloved one time on each slip of paper. Save the pins from the candle. The following morning, take four of the pins and stick them into one of the name papers, one on each side of your beloved's name. Smudge the name paper in the smoke of cinnamon incense. Then take the paper and the pins and bury it under your doorstep. Burn one candle this way each day for six days. Save all of the papers with your beloved's name written three times and the wax from each candle until the end of the six days. After you have done this ritual for six days, take all of the papers, wax, and pins and bury them in the same hole.

## **Voodoo Virility Doll Spell**

Voodoo virility dolls are created for enhancing relationships, love, sex, and passion. For this spell you will need:

- Voodoo Virility Doll
- Small piece of parchment paper
- Glass of milk
- Honey
- Magnetic sand
- Piece of red flannel
- Sinew or string
- Mojo blend

## Voodoo Hoodoo Spellbook

1. Write your beloved's name on a piece of parchment paper. If you are not targeting one person in particular, simply write "women" or "virility" or "sex".

2. Sprinkle it with some of the magnetic sand (save some of the sand)

3. Attach it to your Voodoo doll with the red pin like a name tag. If you want love, attach it near his heart. If you want sex, passion, or virility, attach it near his penis.

4. Put three teaspoons of honey into the glass of milk and stir it up real good.

5. Raise your glass of milk as if in a toast and chant:

*I command you, I compel you.*

*I command you, I compel you.*

*I hold you near me for love (or sex).*

*I command you, I compel you.*

*I command you, I compel you.*

*Hear my voice!*

*I command you, I compel you.*

*I am hard as a rock!*

*I will be with you*

*This very instant, this very minute, this very hour!*

6. Drink the milk and honey.

7. Repeat for three consecutive days.

Following the third repetition of the entire ritual, place the mojo blend in the center of the red flannel and sprinkle with the remaining magnetic sand. Tie it up in a bundle with the piece of sinew real good and carry it with you to

charge your virility. Proudly display the doll in your bedroom with his shirt up when you desire sex, with his shirt down when you need rest.

## MONEY SPELLS

### To Attract Money

Take a whole buckeye and wrap a dollar bill around it. Anoint with Fast Luck oil. Carry it in your pocket to attract money.

### Money Drawing Ritual

This is one of the coolest rituals for drawing money I can think of. It is also a great way to contribute to the balance of give and take energies.

#### Ingredients:

- Dollar bills
- Permanent marker

**Directions:** Take one or more one dollar bills and write a blessing on them with a permanent marker: "May you be blessed with Health, Wealth and Love". These are your blessed bucks. Grab a glue stick and head out into the world to hide your blessed bucks. Never let anyone see you hiding them and never drop one so that it looks like an accident. This is an intentional spell that works when it looks intentional. It sets into motion the principle of "reap and sow", so that what you give you shall receive 100 fold.

Great places to hide them are:

- In help wanted sections of the newspaper
- On a gallon of milk.
- On a pack of diapers.

The only rule is never stay to see who finds it!

## Oshun Prosperity Spell

The purpose of this spell is to bring wealth and prosperity.

### Ingredients:

- Orange rind
- Dried orange leaves
- Brown sugar
- An iron pot

Place the ingredients in the pot and burn them. Smother the fire and leave the smoldering mixture smoking heavily. Offer the incense to Oshun:

*"Oshun oguao mi inle Oshun igua iya mio igua iko bo si iya mi guasi iya mi omo y alorde oguo mi inle aché Oshun".*

Or, respectfully pray to Oshun in your own language for the money and economic prosperity that you need.

## Success and Prosperity Drawing Ritual





What you need for this ritual:

- A glass jar – this will be your success and prosperity drawing jar
- Toothpick or needle
- Ground cinnamon or magnetic sand
- Marie Laveau talisman for gaining control of your future
- Nine shiny pennies
- One green offertory candle
- Money drawing incense (cinnamon or patchouli will do)
- Patchouli oil

On your altar or work space, draw a circle in Ground Cinnamon or Magnetic Sand and light some Money Drawing Incense. Envision a large, green ball of light surrounding you and your work area. Envision the cinnamon or magnetic sand creating a circular field of green light - one drawing money and prosperity down into the work space. Anoint your Success and Prosperity Drawing Jar in a clockwise motion with patchouli oil. Then, mark the jar with your initials and a command like: "Bring me success and prosperity!"

Using a toothpick or needle, mark each candle with one or more money or astrological sigil (See chart below for symbols). Anoint the offertory candle with the oil from top to bottom. Hold the candle between the palms of your hands and direct all of your energy into the candle.

**Appropriate Symbols for Marking Candles**

			
US Dollar Sign	Prosperity Rune	Sumerian Success/ Protection Symbol	Symbol of Jupiter

Write a petition for success and prosperity (or whatever it is you desire) to the loas on white, unlined typing paper or parchment paper. Place this piece of paper under the candle. Prior to lighting the candle, say (either aloud, or to yourself):

*This candle represents the prosperity that will come to me.*

Light the candle and say (either aloud or to yourself):

*As the light of this flame grows, I can see prosperity around me.*

Sit back and watch the candle burn. Envision what you will look like and feel like when your prosperity comes. See yourself holding the money, feel the texture of it. Visualize success. When your candle has burned one third of the way, say 7 times:

*As the flame of the candle dissipates with time – Success and Prosperity will be mine*

Focus and meditate on your desires until the entire candle is consumed. Then, pinch (do not blow) out the candle.

Repeat this for six more nights. On the last night, burn the piece of paper with your written words on it and place the ashes into the jar.

After the candle has burned away and the leftover wax has cooled, combine the ashes and wax, and magnetic sand or cinnamon together in the jar with nine shiny pennies and the Marie Laveau talisman for gaining control of your life, and bury it in the earth as close to your home as possible. Success and prosperity will be yours!

## **Trinka Five Money Drawing Spell**

While not hoodoo in origin, I have gotten so many requests for it that I felt was worth including for added interest. The purpose of this spell is to attract money. Gather the following items:

- Bowl

- Three coins

Place a small bowl in a place you will see every day. While holding three coins in your dominant hand say:

*Trinka five, Trinka five  
Ancient Spirits come alive,  
Money grow and money thrive,  
Spirits of the trinka five.*

Toss the coins in the bowl. Repeat daily for nine consecutive days until you have the money you need.

## PROTECTION SPELLS

It is generally agreed that the best time to do spiritual protection works are Tuesday and Thursday under a waxing moon or full moon. Colors associated with this type of work include: white and yellow for purity and blessings, and red for standing up for yourself.

### Create a Spiritual Barrier

To make a spiritual barrier between you and evil influences, make spiritual protection magic oil that contains the following:

- Angelica essential oil
- Rosemary essential oil
- Bay leaves
- Piece of mandrake root



Add to a base of almond oil. Anoint entryways, windowsills, and doorknobs to your home and workplace to keep out negative influences.

### **Red Brick Dust**

To keep negativity from entering your home take an old red brick and pound it into dust. Take the dust and pour it across your doorway.

### **Salt and Black Pepper Floor Wash for Protection**

To give natural protection against anything evil and to protect against evil works done to you, mix salt and black pepper in a bucket of water and scrub your home from the inside out every morning before sunrise.

## **SPELLS FOR REVENGE**

**(See also Crossing Spells and Foot Track Magick)**

The following spells are root doctor formulae taken from Zora Neale Hurston's *Mules and Men*. They are provided for their folkloric, informational, and entertainment value only. You are advised not to try any of these spells.

### **Concerning Sudden Death**

1. Put an egg in a murdered man's hand and the murderer get away. He will wander right around the scene.
2. If a murder victim falls on his face, the murderer can't escape punishment. He will usually be executed.
3. If the blood of the victim is put in a jug and buried at the north corner of his house, the murderer will be caught and convicted.
4. Bury the victim with his hat on and the murderer will never get away.

5. If you kill and step backwards over the body, they catch you.
6. If you are murdered or commit suicide, you are dead before your times come. God is not ready prowl about until your time comes.
7. If you suspect that a person has been killed by hoodoo, put a cassava stick in the hand and he will punish the murderer. If he is killed by violence, put the stick in one hand and a knife and fork in the other. The spirit of the murdered one will first drive the.' slayer insane, and then kill him with great violence.
8. If people die wishing to see someone, they will stay limp and warm for days. They are waiting.
9. If a person dies who has not had his fling in this world, he I will turn on his face in the grave.
10. If a person dies without speaking his mind about matters, he will purge (foam at the mouth after death). Hence the expression:., "I ain't goin'to purge when I die (I shall speak my mind).

## **For Bad Work**

Take a coconut that has three eyes. Take the name of the person you want to get rid of and write it on the paper like a coffin. (Put the, name all over the coffin.) Put this down in the nut. (Pour out water.) Put beef gall and vinegar in the nut and the person's name all around the coconut. Stand nut up in sand and set one black candle on top of it. Number the days from one to fifteen days. Every day, mark that coconut at twelve o'clock A. M. or P. M., and by the fifteenth day they will be gone. Never let the candle go out. You must light the new candle and set it on top of the old stub which has burnt down to a wafer.

## **To Harm a Person**

Get bad vinegar, beef gall, filet gumbo with red pepper, and put names written across each other in bottles. Shake the bottle for nine mornings and talk and tell it what you want it to do. To kill the victim, turn it upside down and bury it breast deep and it will die.

## **SPELLS FOR JUSTICE**

### **Ochosi Spell to Obtain Justice**

Ochosi is the Voodoo loa for justice. For this spell you need three fresh fruits, three bird feathers, three rooster feathers, hair from a cat and hair from a dog, and the powders Conqueror and 10 Powers. Write on parchment paper with pencil the names of the people involved, as well as their office or position, wrap the feathers and powders in the papers with the names written on it and bind it with crimson and green ribbons. This work can be buried in the courtyard until the case is solved. Offer Ochosi the three fruits, replacing them when they rot, taking them to the woods or the mountains, requesting your desire.

## **SPELLS TO OBTAIN EMPLOYMENT**

### **A Charm to Get a Better Job**

The purpose of this spell is to secure better employment with better pay, and to attract wealth and prosperity.

Ingredients:

- Green fabric
- Salt, Magnetic Sand, Pyrite blend (provided)

- Hemp rope
- Money drawing incense
- Charcoal block

Take piece of green flannel cloth and lay it flat with one of the corners facing you. Place in the middle of the fabric the salt, magnetic sand, and pyrite blend. Fold up the corners until you have a bundle and tie it closed with the hemp string. Place the charcoal block on a fire proof dish. Place a pinch of the money drawing incense on the charcoal block and light the charcoal. Pass the better job charm through the smoke and say the following nine times:

*"Essence of light, earth, and fire, send me the job that says "please hire".*

*Send me better money, a better job, that I will be happy, wealthy, prosperous, and proud!"*

Before each interview, hold this bundle and visualize yourself walking into the interview room, radiating confidence. Imagine yourself being in a position to pick and choose jobs at will. Carry this better job charm with you to your job interviews. Accept that any rejection is a sign from the universe that the job was not right for you.

## **SNAKE BITE CURES**

- Split open a black hen and bind it warm to the bitten place. If the flesh of the fowl darkens the poison has been drained from the bite; if not, the victim has absorbed the poison.
  - Apply soda and lye soap to the bite.
  - Suck the poison from the bite. This must be done by a person with red gums who has chewed a piece of tobacco before starting.

- Kill the snake and tie it around the victim's foot.
- Dig a hole and bury the bitten foot.

## **STOP A NOSEY NEIGHBOR SPELL**

The purpose of this spell is to stop a neighbor from meddling in your business and to keep them away from you. It can also be used to get them to move away. This spell must be repeated for nine consecutive days. For this spell you will need:

- 1 black candle dressed with Black Arts oil
- Crossing powder
- Slip of parchment paper

Carefully unroll your dressed black candle from the plastic wrap; it will be oily and slippery. Write the name of your neighbor and the word “farewell” on the slip of parchment paper and place it underneath the candle. Light the candle and recite psalms 74, 101, and 109. When you are done, take the crossing powder and throw it in the path of your neighbor where they will step on it and track it inside their house.

Repeat this ritual for nine days, reusing the same candle. At the end of the nine days, burn the slip of paper and take the ashes and leftover wax and throw it away in a garbage can outside of your home.

## **TO RENT A HOUSE**

This spell is a root doctor formula taken from Zora Neale Hurston’s *Mules and Men*.

Do this spell to insure a house will be rented. Tie up some rice and sycamore bark in a small piece of goods Tie six fig leaves and a piece of John

dc Conquer root in another piece. Cheesecloth is good. Boil both bundles in a quart of water at the same time. Strain it out. Now sprinkle the rice and sycamore bark mixed together in front of the house. Put the fig leaves and John de Conquer root in a corner of the house and scrub the house with the water they were boiled in. Mix it with a pail of scrub water.

## UNHEXING SPELLS

Here's what to do if you think someone has put a hex or curse on you: Before going to bed, cleanse a white household candle with Florida water and/or holy water. Anoint the candle with psychic or dream oil, light the candle, place a glass of water next to the candle and pray to your spirits for clarity and understanding of whatever is causing you distress. Do this for three nights in a row beginning on a Monday night. If you receive no clear answer by the end of the week, contact a root worker or tarot reader to see if he or she can determine why these issues have arisen in your life.

### **Salt and Saltpeter Bath for Undoing Tricks**

When taking spiritual baths to remove jinxes or negativity in general, you should always wash with downward strokes. This uncrossing bath is for when you are a victim of foot track magic, i.e. something has been buried in your path or under your porch. You will need:

- One-half teaspoon of saltpeter
- Eight quarts of hot water

Wash with downward strokes from your face all the way down nine times. Take the left over water and throw it towards sunrise early in the morning before the sun comes up.

## WISH SPELLS

### 7 Bean Mojo Wish Spell

The purpose of this spell is for making wishes. For this spell you will need 7 Job's Tears or 7 Mojo beans.

Place one Job's tear or Mojo bean in your pocket every day for seven days. On the 7<sup>th</sup> day, go to a river or stream and make your wish "in the name of the father, Son, and the Holy Ghost". Throw the seven beans or seeds over your left shoulder into the running water, and walk away. Do not look back or your wish will not come true.



**Photo: 5 Wanga paket for good health created by the author.**

# APPENDIX A: Paraphernalia of Conjure

From Zora Neale Hurston's *Mules and Men*

*Editor's note:* I have made some minor grammatical and formatting changes for easier reading. Most is left intact verbatim to retain its ethnographic and folkloric value. - Voodoo mama

It would be impossible for anyone to find out all the things are being used in conjure in America. Anything may be conjure nothing may be conjure, according to the doctor, the time and use of the article.

1. Fast Luck: Aqueous solution of oil of Citronella. It is put scrub water to scrub the house. It brings luck in business, pulling customers into a store.
2. Red Fast Luck: Oil of Cinnamon and Oil of Vanilla, What is set down here are the things most commonly wintergreen. Used as above to bring luck.
3. Essence of Van Van: Ten percent. Oil of Lemon Grass. Alcohol. (Different doctors specify either grain, mentholated or wood alcohol), Used for luck and power of all kinds. Is the most popular conjure drug in Louisiana.
4. Fast Scrubbing Essence: A mixture of thirteen oils. It is burned with incense for fish-fry luck, i.e. business success. It includes: Essence Cinnamon, Essence Wintergreen, Essence Geranium, Essence Bergamot, Essence Orange Flowers, used also in initiation baths




Essence Lavender; used also in initiation baths  
Essence Anise,  
Essence St. Michael, Essence Rosemary.

5. Water Notre Dame: Oil of White Rose and water. Sprinkle it about the home to make peace.
6. War Water: Oil of Tar in water (filtered). Break a bit of it on the steps wherever you wish to create strife; A is sometimes made of creolin in water.
7. Four Thieves Vinegar. It is used for breaking up homes making a person run crazy, for driving off. It is sometimes put with a name in a bottle and the bottle thrown into moving water. It is used also to "dress" cocoanuts to kill and drive crazy.
8. Egyptian Paradise Seed (Amonium Melegrcta). This is used in seeking success. Take a picture of St. Peter and put it at the front door and a picture of St. Michael at the back door. Put the Paradise seeds in little bags and put one behind each saint. It is known as "feeding the saint."
9. Guinea Paradise seed. Use as above.
10. Guinea pepper. This may also be used for feeding saints; also for breaking up homes or protecting one from conjure. White Mustard seed. For protection against harm.
11. Black Mustard seed. For causing disturbance and strife.
12. Has-no-harra- Jasmine lotion. Brings luck to gamblers.
13. Carnation, a perfume. As above.
14. Three Jacks and a King. A perfume. As above.
15. Narcisse. As above but mild.
16. Nutmegs, bored and stuffed with quicksilver and sealed with wax, and rolled in Argentorium are very lucky for gamblers.

17. Lucky Dog is best of all for gamblers' use.
18. Essence of Bend-over. Used to rule and have your way.
19. Cleo May, a perfume. To compel men to love you.
20. Jockey Club, a perfume. To make love and get work.
21. Jasmine Perfume. For luck in general.
22. White Rose. To make peace.
23. French Lilac. Best for vampires.
24. Taper Oil: perfumed olive oil. To bum candles in.
25. St. Joseph's Mixture:
26. Buds from the Garden of Gilead
27. Berries of the Fish
28. Wishing Beans
29. Juniper Berries
30. Japanese scented Lucky Beans
31. Large Star Anise
32. Steel dust is sprinkled over black load stone in certain ceremonies. It is called "feeding the he, feeding the she."
33. Steel dust is attracted by a horseshoe magnet to draw people to you. Used to get love, trade, etc.
34. Gold and silver magnetic sand. Powdered silver gilt used with I magnet to draw people to you.
35. Saltpeter is dissolved in water and sprinkled about to ward off conjure.
36. Scrub waters other than the Fast Lucks (See above 1 and 2) are colored and perfumed and used as follows: red, for luck and protection; yellow, for money; blue, (always colored with Copperas), for protection and friends.

37. Roots and Herbs are used freely under widespread names:
38. Big John the Conqueror. Little John the Conqueror. It is also put in Notre Dame Water or Waterloo in order to win.
39. World wonder Root. It is used in treasure hunts. Bury a piece in the four corners of the field; also hide it in the four corners of your house to keep things in your favor.
40. Ruler's Root. Used as above.
41. Rattlesnake Root
42. Dragon's Blood (red root fibers). Crushed. Used for many purposes.
43. Valerian Root. Put a piece in your pillow to quiet nerves.
44. Adam and Eve Roots (paid). Sew together in bag and carry on person for protection.
45. Five-fingered grass. Used to uncross. Make tea, strain it and bathe in it nine times.
46. Waste Away Tea. Same as above.
47. Pictures of Saints, etc., are used also.
48. St. Michael, the Archangel. To Conquer.
49. St. Expedite. For quick work.
50. St. Mary. For cure in sickness.
51. St. Joseph with infant Jesus. To get job.
52. St. Peter without the key. For success.
53. St. Peter with the key. For great and speedy success.
54. St Anthony de. Padua. For luck.
55. St. Mary Magdalene. For luck in love (for women).
56. Sacred Heart of Jesus. For organic diseases.
57. Crosses. For luck.
58. Scapular. For protection.

59. Medals. For success.
60. Candles are used with set meanings for the different colors. They are often very large, one candle costing as much as six dollars.
61. White. For peace and to uncross and for weddings.
62. Red. For victory.
63. Pink. For love (some say for drawing success).
64. Green. To drive off (some say for success).
65. Blue. For success and protection (for causing death also).
66. Yellow. For money.
67. Brown. For drawing money and people.
68. Lavender. To cause harm (to induce triumph also).
69. Black. Always for evil or death.
70. Votive candles. For making Novenas.
71. The Bible. All hold that the Bible is the great conjure book in the world. Moses is honored as the greatest conjurer. "The names he knowed to call God by was what give him the power to conquer Pharaoh and divide the Red Sea.



# APPENDIX B: Hoodoo Glossary

From Zora Neale Hurston's *Mules and Men*

*Editor's note:* I have made some minor grammatical and formatting changes for easier reading. Most is left intact verbatim to retain its ethnographic and folkloric value. – Voodoo mama

**Ah got my Joe Moore in my hair-** A Piece of gamblers lucky hoodoo.

**Ah'm standin' in my tracks and stepin' back on my abstract-** I am standing my ground.

**Ain't never gonna set hawses-** Never going to get along. As two horses pull together.

**Aunt Hagar-** Negroes are in similie children of Hagar; white folks of Sarah.

**Big Moose done come down from de mountain -** Important things are about to happen.

**Bee-luther-hatchee-** A mythical place, like "ginny gall."

**Blue Baby-** Nicknames such as this one given from appearances or acts, i.e. "Blue Baby" was so black he looked blue. "Tush Hawg," a rough man; full of fight like a wild boar.

One notes that among the animals the rabbit is the trickster hero. Lacking in size, strength and natural weapons such as teeth and claws, he continues to overcome by cunning. There are other minor characters that are heroic, but Brer Rabbit is first. In Florida, Brer Gopher, the dry land tortoise, is also a hero and perhaps nearly equal to the rabbit.

The colored preacher, in his cooler passages, strives for grammatical correctness, but goes natural when he warms up. The "hah" is a breathing

device, done rhythmically to punctuate the lines. The congregation wants to hear the preacher breathing or "straining.

**Blue-John** - Skimmed milk.

**Boody**- sex.

**Bogish**- bogus.

**Booger**- A bogey man.

**Bookity-book**- Sound word meaning running.

**Buckra**- West African word meaning White people.

**Bookooing**- Loud talking, bullying, woofing. From French *beaucoup*

**Southern Can**- Hips.

**Chigger**- A young flea.

**Chitterlings**- Hog intestines.

**Commercial nal**- Commercial fertilizer.

**Conthartic**- Compound cathartic.

**De time is done come where big britches gointer fit Li'l Willie**- Things have come to a critical pass.

**Don't let de 'gator beat you to de pond**- Don't be out-done; or don't be too slow.

**Don't pay all dese ole preachers no rabbit-foot.**- Ignore these preachers.

**Drift uh woods**- 10,000 faces in the turpentine woods, i.e. tree trunks that have been cut on one side to make the sap fun from which the turpentine is made.

**Eat acorns**- I give you one point.

**Eleven-card layers**- Coon-can players. A two handed card game popular among southern Negroes.

**Fat 'round de heart**- scared.

**Fiddle**- guitar.

**Froe**- A damaged pocket knife.

**Gamblin' wid yo' stuff out de window**- Risking nothing. Ready to run.

**Georgia Skin** -. Any number of "Pikers" can play at a time, but there are two "principals" who do the dealing. Both of them are not dealing at the same time, however. But when the first one who deals "falls" the other principal takes the deal. If he in turn falls it goes back to the first dealer. The principals draw the first two cards. The pikers draw from the third card on. Unless a player or players want to "scoop one in the rough," he can choose his own card which can be any card in the deck except the card on top of the deck and that one goes to the dealer.

The dealer charges anything he pleases for the privilege of "scooping," the money being put in sight. It is the player's bet. After the ones who wish to have scooped, then the dealer begins to "turn" the cards. That is, flipping them off the deck face upwards and the pikers choose a card each from among those turned off to bet on. Sometimes several pikers are on the same card. When all have selected their cards and have their bets down, they begin to chant "Turn 'em" to the dealer. He turns them until a player falls. That is, a card like the one he is holding falls. For instance one holds the io of hearts. When another io falls he loses. Then the players cry "hold 'em" until the player selects another clean card, one that has not fallen. The fresh side bets are down and the chant "turn 'em" and the singing "Let de deal go Down" until the deck is run out.

**Gopher**- Dry land tortoise.

**Gospel-bird**- Chicken. Preachers are supposed to be fond of them.

**Got on by de hardest**- With great difficulty.

**Had a Kaiser baby**- Have a child by the Kaiser.

**Hasslin'**- Panting.

**He's got a cub-** He has arranged the cards so he can deal winning cards to himself and losing cards to others.

**High balling-** Waving ahead. A railroad term.

**Kag-** Keg

**Jenk-** Have a good time.

**John-** Negro story-hero name. Jack or John (not John Henry) is the great human culture hero in Negro folk-lore. He is like Daniel in Jewish folk-lore, the wish-fulfillment hero of the race. The one who, nevertheless, or in spite of laughter, usually defeats Ole Massa, God and the Devil. Even when Massa seems to have him in a hopeless dilemma he wins out by a trick. Brer Rabbit, Jack (or John) and the Devil are continuations of the same thing.

**John Henry-** This is a song of the railroad camps and is suited to the spiking rhythm, though it is, like all the other work songs, sung in the jooks and other social places. It is not a very old song, being younger by far than Casey Jones and like that song being the celebration of an incidence of bravery. John Henry is not as widely distributed as "Mule on dc Mount," "Uncle Bud" or several of the older songs, though it has a better air than most of the work songs. John Henry has no place in Negro folklore except in this one circumstance. The story told in the ballad is of John Henry, who is a great steel driver, growing jealous when the company installs a steam drill. He boasts that he can beat the steam drill hammering home spikes, and asks his boss for a 9-pound hammer saying that if he has a good hammer he can beat the steam drill driving. The hammer is provided and he attempts to beat the drill. He does so for nearly an hour, then his heart fails him and he drops dead from exhaustion. It is told in direct dialogue for the greater part. The last three verses show internal evidence of being interpolated from English ballads. Judge the comparative newness of the song by the fact that he is



competing with something as recent as a steam drill. For music for "John Henry" see Music Appendix.

**Jook-** a fun house. Where they sing, dance, gamble, love and compose "blues" songs incidentally.

**Jook it-** Play the piano in the manner of the jook or "blues."

**Li'dard knot-** Lightwood, fat pine. So called because it is frequently used as a torch.

**Log-rolling-** When people used to get out logs to build a house they would get the neighbors to help. Plenty of food and drink served. Very gay time.

**Long-house-** Another name for jook. Sometimes means a mere bawdy house. A long low building cut into rooms that all open on a common porch. A woman lives in each of the rooms.

**Mockin' bird-** Some say it is a jay bird.

**Nora-** Noah.

**Old Hannah-** The Sun.

**Parched-** Roasted.

**Pickin' de box-** playin the guitar. Rayfield and gab'ull

**Raw Head-** He was a conjure doctor. They are always referred to as "two-headed doctors" i.e. twice as much sense.

**Shake-baby-** A dress very tight across the hips but with a full short skirt; very popular on the "jobs."

**Shoo-shooing-** Whispering.

**Shug-** short for sugar

**Signify-** To show off.

**Skillet blonde-** Very black person.

**So yo' egg bag kin rest easy-** So that you can be at ease. A hen is supposed to suffer when she has a fully developed egg in her.

**Spuddin-** playing for small change

**Squat-** Nothing.

**Squinch Owl-** Screech owl, sometimes known as a shivering owl.

**Stob-** Stake.

**Straw-boss-** The low paid poor white section boss on a railroad; similar to the swamp boss who works the gang that gets the timber to the sawmill.

**Testimony-** There is a meeting called a "love feast" in the Methodist Church and an "experience meeting" with the Baptists. It is held once a month, either on a week night or a Sunday morning preceding the Communion service. It is a Protestant confessional. No one is supposed to take communion unless he is on good terms with all of the other church members and is free from sin otherwise. The love feast gives opportunity for public expression of goodwill to the world. There are three set forms with variations. (i) The person who expects to testify raises a hymn. After a verse or two he or she speaks expressing (a) love for everybody, (b) joy at being present, (c) tells of the determination to stay in the field to the end. (2) Singing of a "hot" spiritual, giving the right hand of fellowship to the entire church, a shouting, tearful finish. (3) (a) Expresses joy at being present, (b) recites incident of conversion, telling in detail the visions seen and voices heard, (c) expresses determination to hold out to the end.

It is singular that God never finds fault, never censures the Negro. He sees faults but expects nothing different. He is lacking in bitterness as is the Negro storyteller himself in circumstances that ordinarily would call for pity.

**The devil** is not the terror that he is in European folk-lore. He is a powerful trickster who often competes successfully with God. There is a strong suspicion that the devil is an extension of the story makers while God is the

supposedly: impregnable white masters, who are nevertheless defeated by, the Negroes.

**To choose my ruthers-** Make a choice.

**Throw it in de alley-** Get low down.

**Playin' wid yo' stuff out de winder** - Risking nothing, i.e. hat coat and shoes out the window so that the owner can run if he loses.

**White mouf-** A very hungry person is supposed to look ashy-gray around the mouth.

**Woofing-** Aimless talking. A man half seriously flirts with a girl, half seriously threatens to fight or brags of his prowess in love, bottle or in financial matters. The term comes from the purposelessness of barking dogs at night.

# APPENDIX C: Hoodoo Voodoo Lore

The following is a collection of folk beliefs from the Voodoo Hoodoo tradition. Those selections marked with an asterisk are quoted directly from *Folk-Lore From Adams County Illinois* by Harry Middleton Hyatt.

## BEES

- When the head of a household dies, someone must go and inform the bees, otherwise they will leave or die.

## BIRDS

- Never kill a robin, bad luck will follow."
- Do not kill a swallow; it will make you unlucky.\*
- The killing of a wren is unlucky.\*
- Bad luck comes to those who kill a woodpecker.\*

## BROOMS

- If you lay a broom across the doorway at night, a witch can't come in and hurt you.
- If you sweep trash out of the house after dark you will sweep away your luck.

## DOGS

- If a dog howls at night in your yard, someone is dying or has just died.\*

## Voodoo Hoodoo Spellbook

- A dog howling at midnight warns you of a death.\*
- If a dog howls at night beneath a window, there will be a death.\*
- A dog howling all night is foretelling a death.\*

### **HAIR**

- Persons with hairy bodies will always have money.\*
- To have hairy arms is a mark of wealth.\*
- Hairy legs are a token of wealth.\*

### **SALT**

- The spilling of salt on the table say some, on the floor say others, is unlucky.\*
- Don't borrow or lend salt because that is bad luck
- To avert bad luck when you spill salt, throw some of it over your left shoulder.\*
- To avert bad luck when you spill salt, throw some of it over your right shoulder using the left hand.\*
- To avert bad luck when you spill salt, drop some of it into the fire or on the stove. Some say you must not speak between the spilling and the burning.\*
- To avert bad luck when you spill salt, burn some of it while wishing the bad luck on an enemy.\*
- If at the table you upset the saltcellar and the salt falls in your direction, you will have bad; if it falls towards someone else, good luck.\*

- The person who spills salt will be disappointed. This disappointment can be counteracted by throwing some of the salt over the left and then the right shoulder.\*
- If you spill salt, you will soon cry --- before bedtime say some, before the day is over say others.\*
- Children spilling salt will be whipped before night.\*
- Whoever spills salt will soon be angry without reason.\*
- After you spill salt, you will have a quarrel.\*
- If you spill salt, you have an unknown enemy.\*
- If you spill salt, an enemy wants to become your friend.\*
- The person who spills salt will soon lose a friend.\*
- It is unlucky to borrow salt.\*
- The person borrowing salt will always be poor.\*
- If you burn salt, you will be forced to pick every grain of it out of hell when you die.\*
- Sprinkling salt under the pillow, about the bed, in doorways and windows, and on one's back will safeguard that person from being ridden by witches.

## **SNAKES**

- If a snake is killed during the mating season, its mate will come to the body; before sunset say some, before noon next day say others.\*
- Never pick up a skin cast by a snake in early spring; you would be picking up a lot of trouble.\*
- The snake-doctor (dragon fly) warns a snake when danger is near.

## SPIDERS

- A spider found crawling on a person is good luck.
- "If you wish to thrive, Leave the spider alive."\*
- Only a spider killed in the house or one found on your person causes bad luck say some.\*
- The killing of a black spider or a baby spider is particularly unlucky.\*
- A spider seen in the morning is a sign of grief; a spider seen at noon, of joy; a spider seen in the evening, of hope.

## MISCELLANEOUS

- Having a woman visit you the first thing on Monday mornings is bad luck for the rest of the week.
- Don't shake a tablecloth outside after dark or someone in your family will die.
- Never sew or make a piece of clothing for a sick person or that person will die.

---

You may bury my body, down by the highway side.

You may bury my body, down by the highway side.

So my old evil spirit can catch a Greyhound bus and ride

-- Robert Johnson, *Me and the Devil Blues*

---

- To keep your partner faithful in Voodoo Spells, just write the name of the partner on a slip of paper and place in the chimney of your home. Pray upon the note.

- In New Orleans Voodoo, the most popular Voodoo Spell was "gris-gris".
- To stop a voodoo spell being placed upon you, acquire some bristles from a pig cooked at a Voodoo ritual, tie the bristles into a bundle and carry them on you at all times.
- Take a lodestone and some brimstone to a crossroads at midnight. Light the brimstone with a match, and a spirit will appear and give you advice in gambling.
- Place a dime under your client's tongue: If the client is under a spell, the dime will turn black.
- To send someone away, take a rotten egg and write that person's name on it nine times. You can also write where you want that person to go. Take it and throw it against their door at midnight.
- To kill someone, get a sock or shoe that belongs to that person. Put graveyard dirt in it and bury it under their front steps.
- To ensure the safety of your child, cut a lock of its hair while it is still a baby and keep it with you. The child must have all its hair before it can die.
- A cow licks her hair and that hair goes down in the left side of the pouch and forms a ball, and if you have one of those in your hand you can bewitch anyone.
- An evil person can take the length of your fingers and hoodoo you in two days, to make you do what ever they want.
- A hoodoo bag can contain salt, pepper, chicken feet, a rabbit foot, ashes and a piece of a razor.



## Voodoo Hoodoo Spellbook

- A hoodoo can rub their hand over your head and make you bald-headed inside of two weeks.
- A hoodoo person can let you bite a piece of an apple and all your teeth will fall out of your head.
- A hoodoo person can take your old clothes and run you insane.
- A hoodoo woman could rub her hands over your eyes and you will go blind in one night; and she can rub them again over your eyes and you can see.
- A love powder is a half teaspoonful of sugar, teaspoonful of peppermint and a teaspoonful of grated candied orange peel; give a teaspoonful of this mixture in a glass of wine and the person will love you forever.
- A person can take some of your hair and make you go crazy.
- A person can take one of your shoes and bury it and make you walk all the time.
- A person can make you get very thirsty by putting a whiskey bottle under your porch for three weeks, and then throwing the bottle into a fire which will make you very thirsty for whiskey.
- A sure way to hoodoo a person is to catch their eyes when talking to them and don't let them go.
- A witch can cure her pain by rubbing sugar, salt, vinegar and hot water over her pain.
- A witch doctor can tell if you are bewitched when he looks at you, for if you are, he will see white clouds floating around you.

- A witch is one that sells her soul to the devil and she has to keep someone in her power all the time; if not, the devil will make her suffer untold agony.
- A woman should take her first urine on Monday morning, put it in a jar and place it under the bed for nine days and it will hold her husband.
- Always carry a black cat's bone in your pocket, if you think someone is bewitching you.
- As you eat the wing of a chicken, take the little bone that is near the end and drop it into the pocket of the fellow you are going with, without him knowing it, and he will ask you to marry him.
- Boil a black cat until all the meat comes off and take the bones to the four corners of the road and you will meet the devil.
- Burn a black cat up and there will be one bone that will not burn up; that is called the lucky bone, and if you carry that bone you will never have bad luck (PLEASE do not do this).
- Burn your shoes as soon as you are through with them and you will never be bewitched.
- Bury some hair from the top of your husband's head under the front doorstep and he will never leave home for good.
- Bury your husband's shoes in the front yard with the toes toward the door and he will never leave you.
- Carrying a rabbit's foot keeps all evil away.
- Clean out the stables between Christmas and New Years, and the witches will not hurt your stock during the year.

## Voodoo Hoodoo Spellbook

- Cut some hair from your private hair and some from your man's head, and tie it all together to wear in your left shoe and make him crazy about you.
- Every seven years the witches come to life.
- Get a pair of old shoes and put pepper inside, then send them to a person and it will give them the rheumatism.
- Grave dust is what a witch uses to hoodoo you, and you will conquer her if you get some and wear it.
- Hang black coats over all the outside doors at night, to keep witches out of the house at night.
- If you don't want your man to talk to another woman, take a nail and drive it at the end of his heel prints, and he will run from her the next time he sees her.
- If you take a strand of hair out of a person's head and wear it in your pocket for two days, it will give that person the headache.
- If your husband is running around, take some of his hair and a piece of his necktie and put them in a bottle, then throw that in the river; and when that necktie rots, that will change him.
- If a hoodoo person wants to show you something, let them put their own hand on it, for if you touch it they can poison you.
- If a man carry a gun all the time, he will kill someone soon; because a gun can hoodoo him.
- If a man get your hair and put it in a bottle of vinegar, it will make you crawl on your stomach for him.
- If a man loves you and you love him, don't let him get a strand of your hair; for if you do, he will run you crazy.

- If a man sees a woman he wants, he can get her by taking a picture of her and sleeping with it face down under his head for a week; and she will look for him until she finds where he lives.
- If a man wants to get rid of his wife, he should make a hole in a tree, then put her monthly rags in that hole and stop it up; which will kill the tree and his wife will die.
- If a man wants to run a woman crazy, he can take a strand of her hair and wear it in his shoes for a week.
- If a person is bewitched and the witch dies, the witch must be dead a year before the spell is broken.
- If a person is in bed and you don't want them to wake up, just hang your nightie over their head so they can inhale the perfume and they will sleep until morning.
- If a person kill somebody and get way, a hoodoo can take one of their letters and make them surrender in one week.
- If a person keeps coming to your house and you don't want them to come back any more, just pour some salt over the doorway and they will never come back again.
- If a person leaves you and you want them to come back, just take their picture and turn it upside down, and they will come back to you.
- If a person try to hoodoo you in leap year, put a horseshoe over your door and they can't hoodoo you.
- If a person wear your coat and give it back to you before the time is up, they have hoodoo the coat; and if you wear it you will get hoodoo.

## Voodoo Hoodoo Spellbook

- If a witch comes to your house, say, "Kiss my ass" three times under your breath, and she can't harm you.
- If a woman can get a little of your blood on a piece of cloth and tie it up in a bag and wear it on her leg, she will run you crazy in nine days.
- If a woman don't know you and try to rub her jaw against you, she will hoodoo you if you let her.
- If a woman kisses you twice on one cheek and once on the other cheek, she is trying to hoodoo you.
- If a woman sprinkles some salt from her house to yours, it will give you bad luck until you clean the salt away and put pepper over your door sill.
- If a woman wants her husband to stay away from other woman, she can do so by putting a little of her blood in his coffee, and he will never quit her.
- If a woman's husband dies and you don't want her to marry again, cut all of her husband's shoes all in little pieces, just as soon as he is dead, and she will never marry again.
- If another girl is after your boyfriend, get some of her clothing with monthly stains on it and throw the clothing in running water; when the stain fades she will fade out of his mind.
- If anyone finds your monthly cloth and buries it, when the cloth rots you will die.
- If anyone puts your hair up in a tree when the sap is coming up, you will be hoodooed and not get well.

- If someone always comes to the house at dinner time, place a bottle of castor oil by their plate which will make them so sick they will never impose on you again.
- If someone bewitched you, put a piece of red flannel in hot water on the back of the stove and let it boil; so the one that has a spell over you will come and ask for forgiveness.
- If someone comes to your house and you don't want them to come back, find their tracks and nail them full of nails and they will just keep walking and walking; and will not be able to come back.
- If someone dislikes you, break an egg into a glass half full of water, put a needle in it and place the glass under your bed to take that person's anger away.
- If someone does you harm and you wish they would live a lot to suffer, they will die before you.
- If someone does you dirty and you don't want them to come to your house, drop some salt back of them
- If someone has put something down for you to walk over, place a brown paper packet of red pepper in your shoes so walking will do you no harm.
- If someone hoodoo or bewitch you, if you are a woman, you must go to a man to take it off; and if a man, you must go to a woman.
- If someone is going with your husband or beau and you don't want them to go, go to their house and throw red pepper and salt in front of the door so they will walk over it; which will start them quarreling and they will fall out.

## Voodoo Hoodoo Spellbook

- If someone is putting an evil spell on you; sit for an hour and close your eyes while imagining that everything around you is orange in color; which will break the spell.
- If someone is bothering you, take a handful of salt and call their name and throw it over your right shoulder, and they will not bother you.
- If someone shit in your front yard, take it up on a shovel, put turpentine on it, burn it, and their ass will burn forever.
- If the law is after you, go and sleep in a cemetery overnight; and the next morning you can get up and the law will not be looking for you.
- If the wife don't like her husband and she is pregnant, she should turn her back to him and make a wish for the child not to like the father, and the child will never care for the husband.
- If two people are running around together and you want to break them up, take salt and pepper and mix it good, then put it down for them to walk over; and it will start them to fussing.
- If you are blind this hoodoo woman can make you see in two days.
- If you are going with a man and you don't want him to come back, get some of his hair and put it in a bottle, then go to the river and throw it in, and the man will go whichever way the bottle goes.
- If you are going with someone and want to stop, get a can of acid and pour over their picture; and it will burn you apart.
- If you are going with a young man and you don't want him to come back, put some red pepper and salt right in his foot tracks, and he will never come back again.

- If you are going with a fellow and you can get one of his socks he has worn but never washed, and sleep with that under your pillow, he can never get away from you.
- If you are going with a man and you want him to come back, spit on his back just as he is leaving the door.
- If you are rich, this hoodoo woman could put her hand on you, and you will get poor in one hour.
- If you can bury anyone's dirty clothes down by a stream of running water, when that cloth rots they will start to fade and die.
- If you can get someone's hair and bury it by a running stream, it will make them fade away and die.
- If you can keep chickens with the feathers turned back the wrong way, you will never be hoodooed.
- If you can't sleep at night, put some blessed water under your bed, and the witches will not bother you.
- If you chew gum and lay it down around and a person doesn't like you, they can take your gum and hoodoo you if they want to.
- If you do something to a person they don't like, they can drive a nail in your footprint and it will make you walk yourself to death.
- If you don't like someone, take some of their hair and nail it on a tree; when that hair starts to grow, they will die.
- If you don't like someone, take a rattlesnake and kill it, dry the snake and make a powder of it which, when placed in their coffee, will make them full of little snakes.



- If you don't want anyone to live in a house, put rusty nails under their front doorstep and they will not live in that house over three days.
- If you don't like a person, take a tintype picture of that person and bury it right where they walk over it; when it fades, they will die.
- If you don't want someone to come back to your house, stick three nails in their heel of their shoe where they leave a track in the yard.
- If you don't like someone and don't want them to come to your house, hang a bottle of blue vitriol by the porch or door and they will not come in your house.
- If you don't like someone and can get a tintype of them, and put it in the cemetery, they will die.
- If you don't want your friend to come back to your house, put his picture in the ground in salt, with the face down touching the salt and the head away from the house, and he will not come back.
- If you don't want a girl to marry another man, just get her engagement ring and wear it for three days, then give it back to her; and she won't marry that man.
- If you don't want your husband to have any nature for you, when he is sleeping measure his privates with a cord string and tie three knots in it; hide the string in the house and he will not have any desire for you.
- If you don't want someone to come to your house, put red pepper, black pepper and salt under your door, and they will not come back.
- If you don't want enemies to come around your house and put a spell on you, wash your front doorstep every Monday morning with pee.

- If you fall out with your sweetheart, get up on a Friday night at midnight and put his picture on a cross and burn it up, and he will come back to you.
- If you fall out with someone, and want them to come back, place their picture upside down while looking through a glass of water in front of a looking glass; which will make them come back.
- If you find a rag in your feather bed with needles and thread just stuck in it, some old woman will come dressed in black and want to buy bottles or fruit jars at your house.
- If you get a man's foot prints and put a rusty nail in it, his foot will burn him all the time.
- If you get someone's sick clothes that you don't like, and bury them in an old hollow tree, they will start to bloat and never will come sick again unless you take the rags out of the tree.
- If you get the eye of anyone and can hold it, you can make them do anything.
- If you get the hat of someone and put vinegar and red pepper in it, then bury it that will make them never satisfied with anything.
- If you go somewhere and think you will be hoodooed, always carry a piece of bread in your pocket.
- If you hang a bottle of bluing down a fireplace, it will keep Satan away.
- If you have an enemy and don't want them to come around your house, wear salt and pepper in your shoes.
- If you have a woman and don't want her to go with anyone, just give her a stick of powder chewing gum, and she can't leave you.

## Voodoo Hoodoo Spellbook

- If you have a beau and he leaves and you don't want him to come back, throw a small bag of salt at him as he leaves the house.
- If you have company and you don't want anyone to stay, try and get back of them and sprinkle a little salt on their left shoulder and they will leave.
- If you have got it in for someone, take their dress or (if a man) pants and bury them; and when the clothes rot the person will die.
- If you have it in for someone, get red pepper and have it cursed, and sprinkle it around their house so they can walk in it; it will make them very sick.
- If you have not seen anyone for a long time, take their picture and set it up against the wall on the floor and you will see them soon.
- If you have not seen anyone for a long time, take their picture and put it behind the looking glass and they will come soon.
- If you have trouble with your beau and want him to come back, take his photo and bury it face down, wishing he will come back; and he will sure come back in three days.
- If you keep a silver dime in your mouth, no one can poison you. If you like someone and you want them to return, take a pin and lay it down with the point toward your front door, and leave it there nine days; and they will return.
- If you love someone and they are indifferent to you, get a piece of their clothing that they have worn next to them and pin it next to the clothing you wear next to you, and they will soon grow to love you again.

- If you love someone and want to bring them back, take a piece of cream cheese and some flour and make a ball of it, and drop it in their pocket without them knowing it.
- If you meet someone with whom you are not acquainted, and he wants to pin a lower on you, he intends to bewitch you.
- If you put your stockings on wrong side out, the witch will get you.
- If you put a horseshoe over your door with the points down, a witch will never come under your door.
- If you put salt and pepper in front of a house, it will bring bad luck to the people that live in the house.
- If you put some vinegar and pepper in a man's pants, he won't be able to sit down in four weeks.
- If you room at a house and leave your clothes there, they can fix you so you can't leave if you wanted to.
- If you rub hot ashes on the inside of a person's shoes, it will make their arches fall.
- If you see a witch coming, run and put the broom down in front of the door and say, "Kiss my ass" three times and she will not be able to step over the broom.
- If you see someone on the street and they are very beautiful and look real strong at you, you had better turn around and spit three times, for they may have the evil eye and will throw a spell on you.
- If you see someone coming to your house and you don't want them, sprinkle some red pepper in the doorway and they will not come in.
- If you sleep with a Bible and a pair of scissors under your pillow, the witches cannot bother you.

## Voodoo Hoodoo Spellbook

- If you sprinkle salt down every morning, anyone you don't want to come in your house will not walk over that.
- If you steal something, put red pepper in your shoes and they will not catch you.
- If you take a wishbone out of a turtle and put it in a man's pocket, he can't leave you: He will just cling to you.
- If you take someone's picture and turn it upside down so the party is standing on her head, facing a looking-glass; and she will feel just the way people are talking about her.
- If you think you are hoodoo, put a dime in your right shoe, and if you are, the dime will turn black.
- If you think someone is talking about you, if you will put some salt on the stove and let it burn, they will stop.
- If you think your beau is going back on you, put a teaspoonful of your monthly in a glass of wine and let him drink it; then he will not leave you.
- If you think someone has a spell on you, take a fork and a rusty nail and cross them and stick them in the ground to break the spell.
- If you think someone is bewitching you, make a cross and go to bed, and the witches will not get you.
- If you think you are bewitched, go to the priest and he will pray a certain prayer over you.
- If you throw flowers or a note into the grave, the party will not rest until he or she does what you want them to do.
- If you tie a dime around each ankle, you can't be hoodooed.

- If you want a man and his wife to separate, take some dog hairs, some cat hairs and salt and black pepper and a little dirt, and mix that all together; then put in on their front doorstep, and they will start to fussing and at last separate.
- If you want a man to leave you, take the pockets out of his pants and he will go away.
- If you want a man to stay with you, take chamber lye and put it in his pancakes twice a week, and he will never leave.
- If you want someone to die, drill a hole in a tree, then take some hair off the back of their head and put it in this hole, then plug it up; and they will start to fade and then die.
- If you want someone to die, make a hoodoo ball out of a ground puppy head and something they wear, roll it in sulfur and put it where they will walk over it and the ball will make them die.
- If you want someone to die, take two white mice and put them in a box and wish that when those two mice starve to death the person will die that you want, and they will.
- If you want someone to die, take a tintype picture of them and put it in water with the face down, and when the picture fades they will die.
- If you want someone to move on, pour turpentine in their tracks and they will start to running.
- If you want someone to do as you say, take a piece of rag and let them spit on it, then bury it; and you can make them do what you want.
- If you want someone to die, put salt, red pepper and strychnine and a little dirt together, and put that on their steps and they will die.

## Voodoo Hoodoo Spellbook

- If you want someone to die, place a sprinkle of snake dust around where they will walk over it and they will die.
- If you want someone to love you, take their handkerchief and bury it under a bean hill just at nine o'clock at night, and don't tell anyone.
- If you want some particular person to come to your house, just get a snapshot of them and lay it face downward on your dresser under the cloth, and they will come inside of three days.
- If you want to find out if anyone is a witch, place a pair of open scissors under her chair; and if she is a witch, she will not be able to get up out of the chair.
- If you want to make a person sick, take a piece of their clothing and put sulfur on it, then bury the piece of cloth.
- If you want to put a spell on someone, put a penny and two cockroaches in a bottle on their doorstep and when they pick it up you will have a spell over them.
- If you want to keep somebody from coming to your house, just get and put some of their hair under your doorstep.
- If you want to make someone lose their mind, throw some of their hair in running water and their mind will wander on just like the hair is wandering on in the water.
- If you want to get even with someone who is always getting ahead of you, tie a yarn string across the path they will walk and when they stop to step over the string, you run and jump over it first and you will then conquer them every time.

- If you want to make a person restless so they can't stay in one place long, just sprinkle some salt and pepper in their footprints, and they will keep moving.
- If you want to make someone suffer, put salt and pepper in their tracks and they can't stand still.
- If you want to make someone's hands ache, put acid in their hand prints.
- If you want to fall out with someone, give them an apple to eat with quinine and let them bite into it, and the person will soon get sick and fall out with you.
- If you want to keep your beau or husband, take two drops of blood out of your arm and put it in his coffee, and they will love you forever.
- If you want to leave a woman and can't, get you some gopher dust and spread it over her chest and she will run you away.
- If you want to keep your husband from running around, when he is asleep cut off some of his hair on the top of his head and wear that in your right shoe, and he will never leave you.
- If you want to marry a certain woman, just you get a lodestone ring and let her see you wear it, and she will follow you any place in the world and marry you.
- If you want to get rid of someone, write their name three times in red ink on a piece of paper, then throw the paper in running water.
- If you want to get rid of your sweetheart, just turn his picture upside down and he will die.



## Voodoo Hoodoo Spellbook

- If you want to make someone love you, take and get their picture and some of their hair and bury it.
- If you want to get rid of someone, start at the head and end at the feet with pins, then put the picture away in a box and in no time at all they will die.
- If you want to get rid of someone, let them sleep on a wet pillow. If you want to make a person leave town, just drive nails in his footsteps in the ground.
- If you want to keep your husband, bury an old pair of socks and he will not leave.
- If you want to keep your husband home, take his old dirty socks and hang them up behind the dresser, and don't let anyone know it; and he will never leave the house.
- If you want to get rid of your beau, take and put his sock on a railroad track; and when the train runs over the sock, he will travel the same way the train went.
- If you want to get rid of someone, take their dirty sock and throw it in running water, and they will never bother you again.
- If you want to keep the desire of your husband, take a white cord string and tie nine knots in it and wear that next to your body.
- If you want to kill a witch, draw her picture on a large cardboard and drive a nail through her heart; every day for nine days hit the nail on the head and on the ninth day she will drop dead.
- If you want your man under your control, take his hair make a bag and wear it on your leg, and he will be easy to handle.

- If you wash your front door every morning with your pee, it will draw men to your house.
- If you wear a dime in the heel of your shoe, your enemies cannot put a spell on you. If you wear a piece of rattlesnake skin in your clothing, you cannot be put under a spell.
- If you will put a pair of scissors under your pillow, open with the points to the head of the bed, no one can harm you or bewitch you.
- If you will take a dime and bore a hole in it and wear it all the time on you somewhere, you can't be hoodoo.
- If you will wear black pepper and salt in your shoes, you can walk anywhere and not be hoodoo.
- If you want to get a fellow out of town, take his right shoe and pin it under a box car that is leaving town, and he will leave and never come back.
- If your beau is staying away from the house, put some of his hair in a bottle of alcohol and set it in the closet so he will come back to you.
- If your beau leaves you and you want him to come back, write his name on a piece of paper three times and wear this in your left shoe, and he will come back to you.
- If your boy friend has left you and you want him back, put your dish rag under your steps; and when it rots, he will come back.
- If your husband don't give you his money, take your urine and put red pepper in it and sprinkle it through the house, then sweep it up into one corner of the room for three days and he will give you his money.

## Voodoo Hoodoo Spellbook

- If your husband is running with another woman, before bed sprinkle salt on the cookstove and hang his pants on the foot of the bed for nine nights; and he will stop seeing the other woman.
- If your husband is going back on you, put a teaspoon of your urine in his coffee for several nights and he will come back.
- If your man is going away from the house and has another girl, you can bring him back by tying his necktie for him every time he puts it on.
- If your man runs with another woman, when he is sleeping take the quilt that he is sleeping under and take your right hand, pass it over your left hand and turn the quilt over; and he will not run with her again.
- If your sweetheart gets another girl, take his picture and place it upside down on the wall; and when the picture fades, he will come back to you.
- If your sweetheart goes away and you want him to come back, write something real nice about him on a slip of paper and bury it; and when the paper rots, he will come back.
- It is bad luck to tell people your right age, because they can take your age and hoodoo you by numbers.
- It is possible for a hoodoo person to take your hat and cause your hair to fall out in three days.
- Keep a penny in your pocket and you cannot be bewitched.
- Keep onions in the house to keep the devils out.
- Keep red pepper in the house so you will have good luck and not be hoodooed.

- Let a woman write her sweetheart's name with some of her menstrual blood, and he will fall in love with her.
- Make vegetable soup and put something red in it, like tomatoes, and a few drops of your blood, and it will make a man love you forever.
- Many women think the best way to hoodoo a man is put powder and paint on him.
- Never allow a child to take money from a stranger, for a stranger may use black magic on him.
- Never be too quick to kiss a girl because she can hoodoo you through the lip stick on her mouth.
- Never drink wine on a night party with someone who wants to get you; if you do they will hoodoo you with the wine.
- Never eat in an evil person's house for you might get hoodoo.
- Never let anyone have salt because it will bring you bad luck for some salt borrowers can bewitch you.
- Never take a cigar from an evil person, for it may be loaded with dope, and they will hoodoo you.
- Never taken anything a hoodoo person give you, for you may not be able to raise you hand any more.
- Never tell a woman you don't love her, because she will hoodoo you and you will have to love her then.
- Never visit hoodoo people to find out things, for they will hoodoo you.
- Picking up things on the street is bad because someone may be using it to bewitch you. Put a piece of rattlesnake skin in your shoe to keep the witches away.

## Voodoo Hoodoo Spellbook

- Pull a few hairs from your privates and put them in the hatband of the man you want to love you; and the hairs against his brain will make him crazy about you.
- Pull a hair from the head of someone you wish to love you, and bury his hair along with one of yours and he will love you forever.
- Put a person's photograph on the wall and drive a tack into the heart and he will die. Put a piece of silver under your head at night and witches will not bother you.
- Put sugar, coffee and salt on the stove and burn it, which will bring you anything you wish for if you do this on a Friday morning between six and twelve o'clock.
- Put your sweetheart's or husband's picture behind the looking glass, then stick a pin through his heart and he will never leave.
- Sew some salt in a man's pants pocket without him knowing it and he will not leave you.
- Should someone leave you, take a piece of their clothing and scald it good, then hand the clothing up to dry and they will soon return.
- Should someone leave the house, that you want to be sure will return, take one of their socks and put that under the carpet by the front door with just the toe sticking out, and they will come back.
- Should someone come to your house to hoodoo you, put salt around the door and they can come in but they cannot hurt you.
- Should you think a visitor is a witch, lay an old shoe in the door; and if they are a witch they cannot step over the shoe.

- Should you want to get rid of someone, take a pair of their old shoes and burn them, wishing they will leave, and when they burn up, they will leave you alone.
- Should your husband be running with someone, take some of his hair out of his head and boil it in some of your urine, then bury it under the door and he will not go out with her any more.
- Should your sweetheart or mate go away and leave you, take his left foot sock and boil it for twenty-four hours; and it can't help but bring him back to you.
- Sleep with a Bible under your head and a witch will not bother you.
- Some people believe they can hoodoo with a cup of coffee by putting something in it that came through a woman's monthly sickness.
- Some people have to have their teeth pulled out because they are hoodoo.
- Some woman believe that if you don't want a man to leave you, get a mole toe bag (place a mole's toe in a bag) and wear it on your leg.
- Some woman put gopher dust in your coat pockets and it will make you go back again in three days.
- Some woman say that if you don't want a man to quit you, just buy him a suit of underclothes and wear it before he puts it on.
- Some women use their unwell days of which they add to a cup of coffee and give it to their husband, which is the cause of some men going crazy.
- Someone can put a hoodoo ball under the front doorstep and when you try to go through the door you will not be able to move.

## Voodoo Hoodoo Spellbook

- Sprinkle black pepper and salt around your house, then sweep it up and burn it to keep your enemies away.
- Squeeze a snake, a lizard and a mole until they die, dry the bodies and grind them to powder which is put in a bag; throw the bag in front of someone you do not like and the animals will enter their body.
- Take a dime and put red pepper over the dime, then wrap it up in brown paper and wear it in your shoe, and you will not be hoodoo.
- Take a lock of your hair and put it in your sweetheart's hatband so he don't know it, and let him wear it; and he will always love you.
- Take a person's picture or photograph out into the yard at midnight, burn it and the person will die.
- Take a sack of salt and make a cross on it and put it under the front doorstep, and you will keep away all evil.
- Take someone's old shoe and put hot ashes in it and bury the shoe to make that person's feet burn all the time.
- Take nine drops of your menstrual blood and put into something your husband eats or drinks, preferably in his coffee, and he will never leave you.
- Take nine drops of your first urine in the morning, put into your husband's coffee, and you will hold him.
- Take the heads of a scorpion, lizard and a snake and dry them, then make a powder with which you can hoodoo anyone.
- The devil will give you power to do evil things, if you sell yourself to him.
- The left hind foot of a graveyard rabbit killed at midnight in the full of the moon is good luck to the man who carries it.

- Tie some of your lover's hair, and some of yours, into a knot and keep it in a bottle because as long as you keep the bottle, you will keep your lover.
- To burn old shoes is to keep the witches away.
- To find out if you have an enemy in the house, sprinkle black pepper on the stove and as soon as the pepper begins to burn your enemy, if you have one, will leave the house.
- To get rid of a husband or wife, always throw a little salt at them when they leave the house or come into the house, and you will soon be rid of them.
- To get rid of a husband, a woman can put salt in pepper in his socks, bury them for five days then throw them into running water; and she will never see him again.
- To give your former beau a life-long heartache, take his picture and stick two needles through his heart one way and one needle the other way.
- To keep a departing guest from ever returning, place a live spider on his back as he is leaving and he will not come back.
- To keep a man, take three hairs from his head and three from your private area, tie them together and bury them.
- To keep a person from hoodooing you, keep red pepper in your shoe all the time.
- To keep from being bewitched, a newly married couple should step over a broom entering the house for the first time.
- To keep the witches out of the house, place a dime under the fireplace.



## Voodoo Hoodoo Spellbook

- To keep your sweetheart from going with another woman, take the right sleeve out of his undershirt and wear the sleeve around your waist.
- To keep your enemies out of the house, put a tablespoon of vinegar and a tablespoon of sulfur in a little can and keep that in the house, and they will never bother you.
- To make a man think the world of you, take a few drops of your menstruation period and put it in liquid, wine, coffee or anything they drink.
- To make someone love you, take the blood out of a live pigeon and some of your blood and write your beau's name and your name with that blood on your arm or forehead, crossing the writing of the names, and he will always love you.
- To make someone fall in love with you carry a stick of chewing gum in your pocket for ten days, give it to them and when they start to chew they will begin to love you and no one can take them away.
- To make someone come back to you, take their picture and sit it down over a glass of water in a dark place without anyone knowing it, and they will come back.
- To overcome a hoodoo, kill a lizard, smoke it dry, beat into a powder and mix with whiskey to drink and cure the hoodoo.
- Turn your boy friend's picture upside down in front of a mirror, if he has left, and he will come back to you.
- Wash an apple in water containing gopher dust and the first person to bite that apple will lose their teeth in five days.
- Wear a dime in each shoe to keep the witches away.

- Wear your pockets inside out to keep the witches off.
- When a person leaves your house and you never want him to return, throw a handful of salt after him.
- When someone in the house is bewitched, use a big butcher knife to stab the feather bed dozens of times to kill the witch.
- When someone is hoodooing you, just before you return to your house take and light a piece of paper, and burn around the key hole; and that will burn away the evil spirits.
- When someone is hoodooing you, burn sulfur and salt every day; and open the door and your trouble will blow out.
- When you are going before the judge, if you will hold a needle in your mouth you will get a light sentence.
- When you don't want anyone to come back when they leave the house, throw some salt on their back.
- When you lose a beau, and want him back, take a needle and thread and go the front gate and sew his footprints toward the house; which is sewing him back.
- When you meet a man or woman who you think is a witch, make the sign of the cross three times and they can't harm you.
- When you want your beau to come back, after he has begun running with another woman, sprinkle some of your urine under your bed every night until he returns.
- When your husband is running with another woman, use a red string to measure his privates while asleep nine times, and tie nine knots in that string and wear it around your waist and he will stop seeing the other woman.

## Voodoo Hoodoo Spellbook

- When your man is running around with another woman, stick a needle in the collar of his freshly ironed shirt so he will have to pull it out, and he will give the other woman up and come back to you.
- Write the girl's name you want on a piece of paper and sleep with that under your head, and she will come to see you in a month.
- You can bite something a hoodoo gives you and have a toothache.
- You can give someone a headache by taking and turning their picture upside down.
- You can harm a person in whatever way you want to by getting a lock of his hair and burning some and throwing the rest away.
- You can make a farmer's well go dry by putting some soda in the well for one week, each day; then drawing a bucket of water out and throwing it in the river to make the well go dry.
- You can put a hoodoo on a person by filling an old shoe with red pepper and placing under their house.
- You can put a person to sleep, if they chew tobacco, by putting some turpentine on it; when they start to chew they will get sleepy and go to bed.
- You can take two hat pins and call up the devil by rubbing them together and cursing God.
- You can take a black cat bone out of the rectum and wear it and become invisible.
- You can take a piece of rosin and by putting that on their bed clothing it will paralyze a person.
- You can talk to the devil face to face, if you sell yourself to him.

- Your husband or lover will not leave if you wear three strands of his hair and three strands of yours between gold and silver.

## Final Note from the Author

I hope you have enjoyed reading the Voodoo Hoodoo Spellbook. It was an incredible amount of work compiling all of the information in a format that is useful for the beginning, as well as seasoned conjuror. I have spent hundreds of hours putting this book together, and a lifetime learning the information that it contains.

This book is just the beginning. There is so much more...but I had to stop somewhere or I would have never completed it!

Undoubtedly, some of you may think there aren't enough spells or there isn't something here that you were expecting. Rest assured, if you read everything in this book, plus what is on the companion CD, there is everything that you need to begin or extend your conjuring career. Hidden in the folklore are countless formulas and spells...if you read through the works, you will find them. Don't be lazy; you can't have everything handed to you on a silver platter. ☺ My silver platter runneth over at this point...now, you must take the ball and run with it!

On the companion CD you will find many of the sacred grimoires and folkloric texts from which much hoodoo and Voodoo magic derives. I promise you, this is the real thing. Read the 6<sup>th</sup> and 7<sup>th</sup> Books of Moses; learn what the seals mean and how to draw them. Read the Pow Wow text; hoodoo is very much influenced by European folklore. Take everything in and study it...you will get out of it what you put into it. No where else will you find all of these resources in one convenient place for this particular purpose. You won't have to go searching the bookstores or all over the internet to find them; this, my friend, has saved you hours, days, and even months of your

time. Instead, you can delve right into absorbing all of the secrets and learning all of the magick.

The real test is what you can conjure up for yourself. Once you learn the basics of how to make a gris gris bag, how to make a spiritual bath, and how to make anointing oils, and once you know what the herbs mean, what the properties of the stones are, what roots, bones, and other curios signify, you can then begin to create your very own, unique brand of magick that is based on age old practices known by all the old conjurers Down South. Ask any old root doctor who the best hoodoo man is, and more than likely you will hear a resounding Moses as a reply. Indeed Moses was a great magician, and the bible a great talisman in and of itself. Mother Earth is the greatest healer, and the saints and loas are our allies.

My final thought is to remind you of the Law of Three, or karmic law, however you understand it. People who practice white magic or the right hand path steer clear of the spells that harm others, that destroy, or kill. They know the consequences are far too great. Voodoo and hoodoo after all, are faith based systems with healing as their central focus. Which path you choose is up to you. Cast spells responsibly!

Blessings,

Denise Alvarado

March 18, 2009

11:30 a.m. Central Time

# References

Alvarado, D. (2009). *A Guide to Serving the Seven African Powers*. West Liberty, IA: The Mystic Voodoo.

Haunted New Orleans Tours.

<http://www.hauntedneworleanstours.com/voodoo/voodooas/>

Hurston, Z. N. (1935). *Mules and Men*. Philadelphia: Lippincott Publishers.

Hyatt, H. M. (1935). *Folk-Lore From Adams County Illinois*. Alma Egan Hyatt Foundation.

Malbrough, R. (2002). *The Magical Power of the Saints: Evocation and Candle Rituals*, Llewellyn Publications.

Malbrough, R. . (2003). *Hoodoo Mysteries: Folk Magic, Mysticism, and Rituals*, Llewellyn Publications.

New Orleans Voodoo Crossroads.

<http://www.neworleansvoodocrossroads.com/>

Teish, L. (1991). *Jambalaya, the Natural Woman's Book of Personal Charms and Practical Rituals*, San Francisco: Harper One.

Yronwode, C. (2002). *Hoodoo Herb and Root Magic: A Materia Magica of African-American Conjure*.

Whether you're just curious, a mystic, or an experienced practitioner, you will find a plethora of authentic Voodoo hoodoo tricks, charms, spells, and rootwork straight from the New Orleans Creole Voodoo tradition in the Voodoo Hoodoo Spellbook. The author has stripped the shroud of secrecy that has always surrounded Creole Voodoo, and provides detailed instructions on everything from making gris-gris bags to casting hexes. Learn how to conjure love, money, luck, prosperity, and success in everything you do!

These spells are the real stuff ... the "Secret" of the Law of Attraction revolution, the B.B. King of the music industry. This, my friend, is the Real Mojo of the metaphysical industry!

Denise Alvarado was born and raised in the Voodoo and hoodoo rich culture of New Orleans. She has studied mysticism and practiced Creole Voodoo and indigenous healing traditions for over three decades. She is a cultural anthropologist, psychologist, writer, artist, spiritual adviser, and cultural consultant.

